



FACT SHEET As of 12/31/23

PROSHARES S&P 500 BOND ETF

Fund objective

ProShares S&P 500® Bond ETF seeks investment results, before fees and expenses, that track the performance of the S&P 500®/MarketAxess® Investment Grade Corporate Bond Index.

Fund details

Inception Date	5/1/18
Trading Symbol	SPXB
Intraday Symbol	SPXB.IV
Bloomberg Index	SP5MAIGT
Symbol	
CUSIP	74347B318
Exchange	NYSE Arca
Net Assets	\$11.51 million
Expense Ratio ¹	0.15%
Distribution Schedule	Monthly

Characteristics²

30-Day SEC Yield	4.96%
Number of Issuers	121
Number of Issues	232
Weighted Average Maturity	12.40 Years
Weighted Average Price	\$95.26
Effective Duration	7.67 Years

About the fund

SPXB is the first ETF investing exclusively in the bonds of the iconic S&P 500.

- The S&P 500 has been among the best known and most widely used U.S. equity benchmarks for decades.
- SPXB's index selects bonds from S&P 500 companies.
- The index seeks to select the most liquid investment grade bonds from companies in the S&P 500 that meet certain criteria.
- SPXB offers investors bond exposure with the cost efficiency, tradability and transparency of an ETF.

Fund performance and index history³

	4Q 2023	Year to Date	1-Year	3-Year	5-Year	Fund Inception
ProShares S&P 500® Bond ETF NAV Total Return	8.97%	8.78%	8.78%	-3.76%	2.59%	2.47%
ProShares S&P 500® Bond ETF Price Total Return	9.10%	8.83%	8.83%	-3.81%	2.52%	2.47%
S&P 500®/MarketAxess® Investment Grade Corporate Bond Index	8.80%	8.69%	8.69%	-3.60%	2.65%	2.56%

Periods greater than one year are annualized.

Growth of \$10,000 since inception⁴



The performance quoted represents past performance and does not guarantee future results. Investment return and principal value of an investment will fluctuate so that an investor's shares, when sold or redeemed, may be worth more or less than the original cost. Current performance may be lower or higher than the performance quoted. Performance data current to the most recent month-end may be obtained by calling 866.776.5125 or visiting ProShares.com. Index performance does not reflect any management fees, transaction costs or expenses. Indexes are unmanaged and one cannot invest directly in any index.

Carefully consider the investment objectives, risks, charges and expenses of ProShares before investing. This and other information can be found in their summary and full prospectuses. Read them carefully before investing. Obtain them from your financial professional or visit ProShares.com. ProShares are not suitable for all investors.

¹SPXB's total operating expenses are 0.15%. ²Definitions of terms: "30-day SEC yield" is a standard yield calculation developed by the Securities and Exchange Commission that allows investors to more fairly compare funds. The "weighted average maturity" (WAM) of a portfolio is the average time, in years, it takes for the bonds in a bond fund or portfolio to mature. WAM is calculated by weighting each bond's time to maturity by the size of the holding. Portfolios with longer WAMs are generally more sensitive to changes in interest rates. "Effective duration" is a measure of a fund's sensitivity to interest rate changes, reflecting the likely change in bond prices given a small change in yields. Higher duration generally means greater sensitivity. ³Returns are based on the composite closing price and do not represent the returns you would receive if you traded shares at other times. The first trading date is typically several days after the fund inception date. Therefore, NAV is used to calculate market returns prior to the first trade date. ⁴NAV total returns for the fund are used to calculate Growth of \$10,000. ©2023 PSA 2020-2304

Index description

S&P 500®/MarketAxess® Investment Grade Corporate Bond Index

The index selects and weights investment grade bonds based on the following criteria:

- Issued in the United States and denominated in U.S. dollars
- Have a remaining maturity of greater than or equal to one year as of the index's monthly rebalance date
- Have a maturity upon issuance of at least 2.5 years
- Have a minimum par amount of \$750 million

Bonds eligible to be included in the index are ranked based on their liquidity. No more than 1,000 of the most liquid bonds (i.e., those with the highest average trading volumes) are included in the index and weighted by market value. Bond issuances with higher market values are more heavily weighted than bond issuances with lower market values. The index is rebalanced monthly.

Index characteristics

Number of Issuers ⁵	211
Number of Issues	1,000
Weighted Average Maturity	12.10 Years
Weighted Average Coupon	4.20%
Weighted Average Price	\$95.25
Effective Duration	7.60 Years

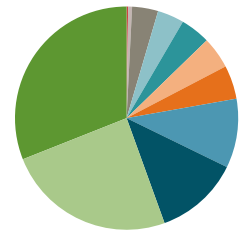
For more information, visit ProShares.com or ask your financial professional

Top 10 fund holdings

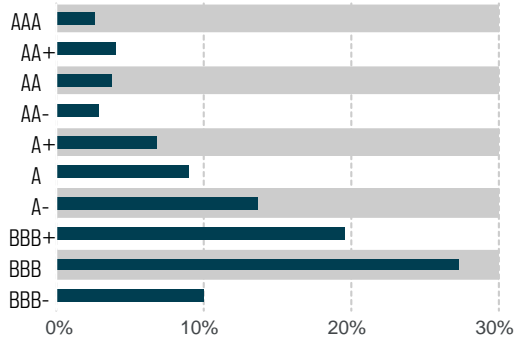
	Weights
AT&T Inc., 2.75%, 06/01/2031	2.04%
Pfizer Investment Enterprises Pte. Ltd., 4.45%, 05/19/2026	2.03%
Magallanes Inc., 5.141%, 03/15/2052	1.71%
Verizon Communications Inc., 4.329%, 09/21/2028	1.64%
AT&T Inc., 3.5%, 09/15/2053	1.51%
HCA Inc., 5.25%, 04/15/2025	1.48%
The Boeing Co., 5.705%, 05/01/2040	1.36%
Merck & Co. Inc., 2.15%, 12/10/2031	1.24%
Altria Group Inc., 5.8%, 02/14/2039	1.23%
Amazon.com Inc., 4.6%, 12/01/2025	1.20%

Fund sectors

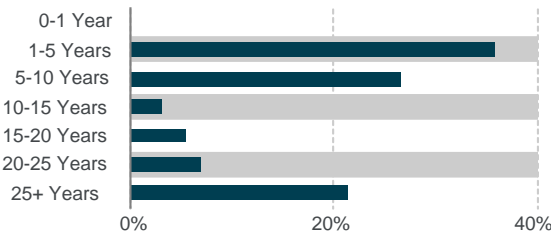
	Weights ⁶
Industrial - Service	31.01%
Industrial - Manufacturing	24.52%
Finance - Bank	12.25%
Utility - Telecommunications	10.02%
Finance - Other	4.87%
Industrial - Energy	4.60%
Finance - Insurance	4.32%
Utility - Electric	3.86%
Industrial - Consumer	3.77%
Industrial - Transportation	0.57%
Other	0.22%



Fund credit quality by S&P



Fund maturity breakdown



⁵S&P 500 companies and subsidiaries. ⁶Sum of weightings may not equal 100% due to rounding.

Investing involves risk, including the possible loss of principal. This ProShares ETF entails certain risks, including imperfect benchmark correlation and market price variance, that may decrease performance. Bonds will decrease in value as interest rates rise. The fund concentrates its investments in certain sectors. Narrowly focused investments typically exhibit higher volatility. Please see summary and full prospectuses for a more complete description of risks. **There is no guarantee any ProShares ETF will achieve its investment objective.**

The "S&P 500®/MarketAxess® Investment Grade Corporate Bonds Index" and related trademarks have been licensed for use by ProShares. "S&P®" is a registered trademark of Standard & Poor's Financial Services LLC ("S&P") and "Dow Jones®" is a registered trademark of Dow Jones Trademark Holdings LLC ("Dow Jones") and they have been licensed for use by S&P Dow Jones Indices LLC ("SPDJI") and its affiliates. ProShares have not been passed on by SPDJI and its affiliates as to their legality or suitability. ProShares based on the S&P 500/MarketAxess Investment Grade Corporate Bonds Index are not sponsored, endorsed, sold or promoted by SPDJI, Dow Jones, S&P or their respective affiliates and third party licensors, and they make no representation regarding the advisability of investing in ProShares. THESE ENTITIES AND THEIR AFFILIATES AND THIRD PARTY LICENSORS MAKE NO WARRANTIES AND BEAR NO LIABILITY WITH RESPECT TO PROSHARES. ProShares are distributed by SEI Investments Distribution Co., which is not affiliated with the fund's advisor.

Shares of any ETF are generally bought and sold at market price (not NAV) and are not individually redeemed from the fund. Brokerage commissions will reduce returns.