

PROSHARES TRUST

**ProShares Short QQQ Top 30
ProShares UltraShort QQQ Top 30
(each a “Fund”, together the “Funds”)**

**Supplement dated August 13, 2025
to each Fund’s Summary Prospectus, Statutory Prospectus, and Statement of Additional Information**
(dated August 13, 2025, as supplemented or amended)

* * * * *

Each Fund is not yet available for sale.

*For more information, please contact the Funds at 1-866-776-5125.
Please retain this supplement for future reference.*

PROSPECTUS

AUGUST 13, 2025

QQD Short QQQ Top 30

QQXL Ultra QQQ Top 30

QQXS UltraShort QQQ Top 30

Each Fund is listed on The Nasdaq Stock Market ("Exchange"). Neither the Securities and Exchange Commission nor any state securities commission has approved or disapproved of these securities or passed upon the accuracy or adequacy of this Prospectus. Any representation to the contrary is a criminal offense.

TABLE OF CONTENTS

3 Summary Section

4 Short QQQ Top 30

8 Ultra QQQ Top 30

12 UltraShort QQQ Top 30

**17 Investment Objectives, Principal
Investment Strategies and Related Risks**

32 Management of ProShares Trust

34 Determination of NAV

34 Distributions

34 Dividend Reinvestment Services

35 Taxes

38 Financial Highlights

Summary Section



Investment Objective

ProShares Short QQQ Top 30 (the “Fund”) seeks daily investment results, before fees and expenses, that correspond to the inverse (-1x) of the daily performance of the Nasdaq-100 Top 30 Index (the “Index”).

Important Information About the Fund

If the Fund is successful in meeting its investment objective, it should gain approximately as much as the Index loses when the Index falls on a given day. Conversely, it should lose approximately as much as the Index gains when the Index rises on a given day. **The Fund does not seek to achieve the inverse (-1x) of the daily performance of the Index (the “Daily Target”) for any period other than a day.**

While the Fund has a daily investment objective, you may hold Fund shares for longer than one day if you believe doing so is consistent with your goals and risk tolerance. **If you hold fund shares for any period other than a day, it is important for you to understand that over your holding period:**

- Your return may be higher or lower than the Daily Target, and this difference may be significant.
- Factors that contribute to returns that are worse than the Daily Target include smaller Index gains or losses and higher Index volatility, as well as longer holding periods when these factors apply.
- Factors that contribute to returns that are better than the Daily Target include larger Index gains or losses and lower Index volatility, as well as longer holding periods when these factors apply.
- The more extreme these factors are, and the more they occur together, the more your return will tend to deviate from the Daily Target.

Fees and Expenses of the Fund

The table below describes the fees and expenses that you may pay if you buy, hold, and sell shares of the Fund. **You may pay other fees, such as brokerage commissions and other fees to financial intermediaries, which are not reflected in the tables and examples below.**

Annual Fund Operating Expenses

(expenses that you pay each year as a percentage of the value of your investment)

Management Fees	0.75%
Other Expenses ¹	0.37%

Total Annual Fund Operating Expenses Before Fee Waivers and Expense Reimbursements

Fee Waiver/Reimbursement ²	1.12%
	0.17%

Total Annual Fund Operating Expenses After Fee Waivers and Expense Reimbursements

0.95%

¹ “Other Expenses” are estimated.

² ProShare Advisors LLC (“ProShare Advisors”) has agreed to waive fees and to reimburse expenses to the extent Total Annual Fund Operating Expenses Before Fee Waivers and Expense Reimburse-

ments, as a percentage of average daily net assets, exceed 0.95% through September 30, 2026. Amounts waived or reimbursed in a particular contractual period may be recouped by ProShare Advisors within five years subject to certain limitations. This agreement may not be terminated before that date without the approval of the Fund’s Board.

Example: This example is intended to help you compare the cost of investing in the Fund with the cost of investing in other funds.

The example assumes that you invest \$10,000 in the Fund for the time periods indicated and then redeem or hold all of your shares at the end of each period. The example also assumes that your investment has a 5% return each year and that the Fund’s operating expenses remain the same, except that the fee waiver/expense reimbursement is assumed only to pertain to the first year. Although your actual costs may be higher or lower, based on these assumptions your approximate costs would be:

1 Year	3 Years
97	339

The Fund pays transaction and financing costs associated with the purchase and sale of securities and derivatives. These costs are not reflected in the table or the example above.

Portfolio Turnover

The Fund pays transaction costs, such as commissions, when it buys and sells securities (or “turns over” its portfolio). A higher portfolio turnover rate may indicate higher transaction costs and may result in higher taxes when the Fund’s shares are held in a taxable account. These costs, which are not reflected in Annual Fund Operating Expenses or in the example above, affect the Fund’s performance. Because the Fund is not yet available for sale, portfolio turnover information is not yet available.

Principal Investment Strategies

The Fund invests in financial instruments that ProShare Advisors believes, in combination, should produce daily returns consistent with the Daily Target.

The Index is designed to measure the performance of the top 30 companies from the Nasdaq-100 Index. The Nasdaq-100 Index is designed to measure the performance of 100 of the largest non-financial companies listed on the Nasdaq Global Select Market or the Nasdaq Global Market (which include both U.S. and non-U.S. Companies). The largest 30 companies by company weight of the Nasdaq-100 Index are included in the Index. The selected companies are then weighted based on Nasdaq-100 Index weight, subject to a 22.5% limit for any single company and a 48% aggregate limit for all companies with individual weights greater than 4.5%. The Index composition and assigned weights are reevaluated quarterly in March, June, September, and December. The Index is constructed and maintained by Nasdaq Inc. More information

about the Index can be found using the Bloomberg ticker symbol “NDX3oP.”

Under normal circumstances, the Fund will obtain inverse exposure to at least 80% of its total assets in components of the Index or in instruments with similar economic characteristics.

The Fund will invest principally in the financial instruments listed below.

- **Derivatives** – Financial instruments whose value is derived from the value of an underlying asset or rate, such as stocks, bonds, ETFs, interest rates or indexes. The Fund invests in derivatives (e.g. swap agreements) in order to gain inverse exposure to the Index. These derivatives principally include:
 - **Swap Agreements** – Contracts entered into primarily with major global financial institutions for a specified period ranging from a day to more than one year. In a standard swap transaction, two parties agree to exchange or “swap” payments based on the change in value of an underlying asset or benchmark. For example, two parties may agree to exchange the return (or differentials in rates of returns) earned or realized on a particular investment or instrument.
- **Money Market Instruments** – The Fund expects that any cash balances maintained in connection with its use of derivatives will typically be held in high quality, short-term money market instruments, for example:
 - **U.S. Treasury Bills** – U.S. government securities that have initial maturities of one year or less, and are supported by the full faith and credit of the U.S. government.
 - **Repurchase Agreements** – Contracts in which a seller of securities, usually U.S. government securities or other money market instruments, agrees to buy the securities back at a specified time and price.

ProShare Advisors uses a mathematical approach to investing in which it determines the type, quantity and mix of investment positions that it believes, in combination, the Fund should hold to produce daily returns consistent with the Daily Target. For these purposes a day is measured from the time of one net asset value (“NAV”) calculation to the next.

The Fund seeks to remain fully invested at all times in financial instruments that, in combination, provide inverse exposure consistent with the investment objective, without regard to market conditions, trends or direction. However, the Fund may invest in or gain exposure to only a representative sample of the securities in the Index or to securities not contained in the Index or in financial instruments, with the intent of obtaining inverse exposure consistent with the investment objective.

The Fund seeks to rebalance its portfolio each day so that its exposure to the Index is consistent with the Daily Target. The Index’s movements during the day will affect whether the Fund’s portfolio needs to be rebalanced. For example, if the

Index has risen on a given day, net assets of the Fund should fall (assuming there were no Creation Units issued). As a result, the Fund’s exposure will need to be decreased. Conversely, if the Index has fallen on a given day, net assets of the Fund should rise (assuming there were no Creation Unit redemptions). As a result, the Fund’s exposure will need to be increased.

Please see “Investment Objectives, Principal Investment Strategies and Related Risks” in the Fund’s Prospectus for additional details.

Principal Risks

You could lose money by investing in the Fund.

- **Short or Inverse Investing Risk** – You will lose money when the Index rises – a result that is the opposite from a traditional index fund. Obtaining inverse or “short” exposure may be considered an aggressive investment technique. The costs of obtaining this short exposure will lower your returns. If the level of the Index approaches a 100% increase at any point in the day, you could lose your entire investment. As a result, an investment in the Fund may not be suitable for all investors.
- **Holding Period Risk** – The performance of the Fund for periods longer than a single day will likely differ from the Daily Target. This difference may be significant. **If you are considering holding fund shares for longer than a day, it’s important that you understand the impact of Index returns and Index volatility (how much the value of the Index moves up and down from day-to-day) on your holding period return.** Index volatility has a negative impact on Fund returns. During periods of higher Index volatility, the Index volatility may affect the Fund’s returns as much as or more than the return of the Index.

The following table illustrates the impact of Index volatility and Index return on Fund returns for a hypothetical one-year period. However, these effects will impact your return for any holding period other than a day. **The longer you hold shares of the Fund, the more magnified these effects will be. As a result, you should consider monitoring your investments in the Fund in light of your individual investment goals and risk tolerance.**

In the table areas shaded darker represent those scenarios where the Fund can be expected to return less than the Daily Target. As the table shows, your return will tend to be worse than the Daily Target when there are smaller Index gains or losses and higher Index volatility. Your return will tend to be better than the Daily Target when there are larger Index gains or losses and lower Index volatility. You may lose money when the Index return is flat (i.e., close to zero) and you may lose money when the Index falls.

The table uses hypothetical annualized Index volatility and Index returns to illustrate the impact of these two factors on Fund performance over a one-year period. It does not represent actual returns. Each row corresponds to the level



of a hypothetical Index return for a one-year period. Each column corresponds to a level of hypothetical annualized Index volatility. For example, the Fund may mistakenly be expected to achieve a -40% return on a yearly basis if the annual Index return were 20%. However, as the table shows, with a one-year Index return of 20% and an annualized Index volatility of 50%, the Fund could be expected to return -35.1%.

Estimated Fund Returns

Index Performance		One Year Volatility Rate				
One Year Index	Inverse (-1x) of the One Year Index	10%	25%	50%	75%	100%
-60%	60%	147.5%	134.9%	94.7%	42.4%	-8.0%
-50%	50%	98.0%	87.9%	55.8%	14.0%	-26.4%
-40%	40%	65.0%	56.6%	29.8%	-5.0%	-38.7%
-30%	30%	41.4%	34.2%	11.3%	-18.6%	-47.4%
-20%	20%	23.8%	17.4%	-2.6%	-28.8%	-54.0%
-10%	10%	10.0%	4.4%	-13.5%	-36.7%	-59.1%
0%	0%	-1.0%	-6.1%	-22.1%	-43.0%	-63.2%
10%	-10%	-10.0%	-14.6%	-29.2%	-48.2%	-66.6%
20%	-20%	-17.5%	-21.7%	-35.1%	-52.5%	-69.3%
30%	-30%	-23.8%	-27.7%	-40.1%	-56.2%	-71.7%
40%	-40%	-29.3%	-32.9%	-44.4%	-59.3%	-73.7%
50%	-50%	-34.0%	-37.4%	-48.1%	-62.0%	-75.5%
60%	-60%	-38.1%	-41.3%	-51.3%	-64.4%	-77.0%

Assumes: (a) no dividends paid with respect to securities included in the Index; (b) no Fund expenses; and (c) borrowing/lending rates (to obtain inverse exposure) of zero percent. If these were included the Fund's performance would be different from that shown.

The Index's annualized historical volatility rate for the five-year period ended May 31, 2025 was 24.79%. The Index's highest May to May volatility rate during the five-year period was 27.96% (period ended May 31, 2023). The Index's annualized total return performance for the five-year period ended May 31, 2025 was 19.81%. Historical Index volatility and performance do not predict future Index volatility and performance.

For more information, including additional graphs and charts demonstrating the effects of Index volatility and Index return on the long-term performance of the Fund, see "Understanding the Risks and Long-Term Performance of a Daily Objective Fund" in the Fund's Prospectus.

- **Correlation Risk** – A number of factors may affect the Fund's ability to achieve a high degree of inverse correlation with the Index. Fees, expenses, transaction costs, financing costs associated with the use of derivatives, among other factors, will adversely impact the Fund's ability to meet its Daily Target. In addition, the Fund may not have inverse exposure to all of the instruments in the Index, its weighting of those instruments may be different from that of the Index, and it may invest in instruments not included in the Index. Moreover, if for any reason the Fund is unable to rebalance all or a portion of its investments, the Fund may

have exposure to the Index that is significantly greater or less than the Daily Target. Any of these factors may prevent the Fund from achieving exposure consistent with the Daily Target.

- **Derivatives Risk** – Investing in derivatives to obtain inverse exposure may be considered aggressive and may expose the Fund to greater risks including counterparty risk and correlation risk. The Fund may lose money if its derivatives do not perform as expected and may even lose money if they do perform as expected. To the extent the Fund invests in swaps that use an ETF as the reference asset, the Fund will be subject to the risks of that ETF including the risk that the ETF may not meet its investment objective. In addition, the Fund may be subject to greater correlation risk since the performance of the ETF may not correlate to the performance of the Index. Any costs associated with using derivatives will reduce the Fund's return.
- **Counterparty Risk** – The Fund may lose money if a counterparty does not meet its contractual obligations. With respect to swap agreements, the terms of the agreement between the Fund and its counterparty may permit the counterparty to immediately close out the transaction with the Fund, including intraday (for example, if the Index has a dramatic intraday move that causes a material decline in the Fund's net assets). If an agreement is terminated, the Fund may be unable to enter into another swap agreement or invest in other derivatives to achieve its investment objective.
- **Leverage Risk** – Leverage increases the risk of a total loss of an investor's investment, may increase the volatility of the Fund, and may magnify any differences between the performance of the Fund and the Index.
- **Equity and Market Risk** – Equity markets are volatile, and the value of equity securities and other instruments correlated with equity markets may fluctuate dramatically from day to day. Equity markets are subject to corporate, political, regulatory, market and economic developments, as well as developments that impact specific economic sectors, industries or segments of the market. As a fund seeking daily investment results, before fees and expenses, that correspond to the inverse (-1x) of the daily return of the Index, the value of an investment in the Fund is expected to decline when market conditions cause the level of the Index to rise.
- **Money Market Instruments Risk** – Adverse economic, political or market events affecting issuers of money market instruments, defaults by counterparties or changes in government regulations may have a negative impact on the performance of the Fund.
- **Industry Concentration Risk** – The Index may have a significant portion of its value in issuers in an industry or group of industries. The Fund will allocate its investments to approximately the same extent as the Index. As a result, the Fund may be subject to greater market fluctuations than a fund that is more broadly invested across industries. As of

May 31, 2025, the Index had a significant portion of its value in issuers in the Semiconductors & Semiconductor Equipment and Software & Services industry groups.

- **Semiconductors and Semiconductor Equipment Industry Risk** – Companies in this sector may experience: intense competition, wide fluctuations in securities prices due to risks of rapid obsolescence of products, significant research costs, and limited product lines, markets, financial resources or personnel. Companies in this sector may also be affected by risks that affect the broader technology sector.
- **Software and Services Industry Risk** – Companies in this industry may experience: competitive pressures, such as aggressive pricing, technological developments, cyclical market patterns, changing domestic demand, the ability to attract and retain skilled employees, and dependence on intellectual property rights and potential loss or impairment of those rights.
- **Non-Diversification Risk** – The Fund has the ability to invest a relatively high percentage of its assets in the securities of a small number of issuers or in financial instruments with a single counterparty or a few counterparties. This may increase the Fund's volatility and increase the risk that the Fund's performance will decline based on the performance of a single issuer or the credit of a single counterparty.
- **Index Performance Risk** – The Index used by the Fund may underperform other asset classes and may underperform other similar indices. The Index is maintained by a third party provider unaffiliated with the Fund or ProShare Advisors. There can be no guarantee that the methodology underlying the Index or the daily calculation of the Index will be free from error.
- **Intraday Price Performance Risk** – The intraday performance of Fund shares traded in the secondary market generally will be different from the performance of the Fund when measured from one NAV calculation-time to the next. When shares are bought intraday, the performance of the Fund's shares relative to the Index until the Fund's next NAV calculation time will generally be higher or lower than the Daily Target.
- **Market Price Variance Risk** – Investors buy and sell Fund shares in the secondary market at market prices. Market prices may be different from the NAV per share of the Fund (i.e., the secondary market price may trade at a price greater than NAV (a premium) or less than NAV (a discount)). The market price of the Fund's shares will fluctuate in response to changes in the value of the Fund's holdings, supply and demand for shares and other market factors.
- **Early Close/Late Close/Trading Halt Risk** – An exchange or market may close early, close late or issue trading halts on specific securities or financial instruments. In these circumstances, the Fund may be unable to rebalance its portfolio, may be unable to accurately price its investments and/or may incur substantial trading losses.

- **New Fund Risk** – The Fund recently commenced operations, has a limited operating history, and started operations with a small asset base. There can be no assurance that the Fund will be successful or grow to or maintain a viable size, that an active trading market for the Fund's shares will develop or be maintained, or that the Fund's shares' listing will continue unchanged.

Please see "Investment Objectives, Principal Investment Strategies and Related Risks" in the Fund's Prospectus for additional details.

Investment Results

Performance history will be available for the Fund after it has been in operation for a full calendar year. After the Fund has a full calendar year of performance information, performance information will be shown on an annual basis.

Management

The Fund is advised by ProShare Advisors. Michael Neches, Senior Portfolio Manager, and Devin Sullivan, Portfolio Manager, have jointly and primarily managed the Fund since inception.

Purchase and Sale of Fund Shares

The Fund will issue and redeem shares only to Authorized Participants (typically broker-dealers) in exchange for the deposit or delivery of a basket of assets (securities and/or cash) in large blocks, known as Creation Units. Shares of the Fund may only be purchased and sold by retail investors in secondary market transactions through broker-dealers or other financial intermediaries. Shares of the Fund are listed for trading on a national securities exchange and because shares trade at market prices rather than NAV, shares of the Fund may trade at a price greater than NAV (premium) or less than NAV (discount). In addition to brokerage commissions, investors incur the costs of the difference between the highest price a buyer is willing to pay to purchase shares of the Fund (bid) and the lowest price a seller is willing to accept for shares of the Fund (ask) when buying or selling shares in the secondary market (the "bid-ask spread"). The bid-ask spread varies over time for Fund shares based on trading volume and market liquidity. Recent information, including information about the Fund's NAV, market price, premiums and discounts, and bid-ask spreads, is included on the Fund's website (www.proshares.com).

Tax Information

Income and capital gains distributions you receive from the Fund generally are subject to federal income taxes and may also be subject to state and local taxes. The Fund intends to distribute income, if any, quarterly, and capital gains, if any, at least annually. Distributions for this Fund may be higher than those of most ETFs.



Investment Objective

ProShares Ultra QQQ Top 30 (the “Fund”) seeks daily investment results, before fees and expenses, that correspond to two times (2x) of the daily performance of the Nasdaq-100 Top 30 Index (the “Index”).

Important Information About the Fund

If the Fund is successful in meeting its investment objective, it should gain approximately two times as much as the Index when the Index rises on a given day. Conversely, it should lose approximately two times as much as the Index when the Index falls on a given day. **The Fund does not seek to achieve two times (2x) the daily performance of the Index (the “Daily Target”) for any period other than a day.**

While the Fund has a daily investment objective, you may hold Fund shares for longer than one day if you believe doing so is consistent with your goals and risk tolerance. **If you hold fund shares for any period other than a day, it is important for you to understand that over your holding period:**

- Your return may be higher or lower than the Daily Target, and this difference may be significant.
- Factors that contribute to returns that are worse than the Daily Target include smaller Index gains or losses and higher Index volatility, as well as longer holding periods when these factors apply.
- Factors that contribute to returns that are better than the Daily Target include larger Index gains or losses and lower Index volatility, as well as longer holding periods when these factors apply.
- The more extreme these factors are, and the more they occur together, the more your return will tend to deviate from the Daily Target.

Fees and Expenses of the Fund

The table below describes the fees and expenses that you may pay if you buy, hold, and sell shares of the Fund. **You may pay other fees, such as brokerage commissions and other fees to financial intermediaries, which are not reflected in the tables and examples below.**

Annual Fund Operating Expenses

(expenses that you pay each year as a percentage of the value of your investment)

Management Fees	0.75%
Other Expenses ¹	0.41%
Total Annual Fund Operating Expenses Before Fee Waivers and Expense Reimbursements	1.16%
Fee Waiver/Reimbursement ²	0.21%
Total Annual Fund Operating Expenses After Fee Waivers and Expense Reimbursements	0.95%

¹ “Other Expenses” are estimated.

² ProShare Advisors LLC (“ProShare Advisors”) has agreed to waive fees and to reimburse expenses to the extent Total Annual Fund Operating Expenses Before Fee Waivers and Expense Reimburse-

ments, as a percentage of average daily net assets, exceed 0.95% through September 30, 2026. Amounts waived or reimbursed in a particular contractual period may be recouped by ProShare Advisors within five years subject to certain limitations. This agreement may not be terminated before that date without the approval of the Fund’s Board.

Example: This example is intended to help you compare the cost of investing in the Fund with the cost of investing in other funds.

The example assumes that you invest \$10,000 in the Fund for the time periods indicated and then redeem or hold all of your shares at the end of each period. The example also assumes that your investment has a 5% return each year and that the Fund’s operating expenses remain the same, except that the fee waiver/expense reimbursement is assumed only to pertain to the first year. Although your actual costs may be higher or lower, based on these assumptions your approximate costs would be:

1 Year	3 Years
97	348

The Fund pays transaction and financing costs associated with the purchase and sale of securities and derivatives. These costs are not reflected in the table or the example above.

Portfolio Turnover

The Fund pays transaction costs, such as commissions, when it buys and sells securities (or “turns over” its portfolio). A higher portfolio turnover rate may indicate higher transaction costs and may result in higher taxes when the Fund’s shares are held in a taxable account. These costs, which are not reflected in Annual Fund Operating Expenses or in the example above, affect the Fund’s performance. Because the Fund is newly organized, portfolio turnover information is not yet available.

Principal Investment Strategies

The Fund invests in financial instruments that ProShare Advisors believes, in combination, should produce daily returns consistent with the Daily Target.

The Index is designed to measure the performance of the top 30 companies from the Nasdaq-100 Index. The Nasdaq-100 Index is designed to measure the performance of 100 of the largest non-financial companies listed on the Nasdaq Global Select Market or the Nasdaq Global Market (which include both U.S. and non-U.S. Companies). The largest 30 companies by company weight of the Nasdaq-100 Index are included in the Index. The selected companies are then weighted based on Nasdaq-100 Index weight, subject to a 22.5% limit for any single company and a 48% aggregate limit for all companies with individual weights greater than 4.5%. The Index composition and assigned weights are reevaluated quarterly in March, June, September, and December. The Index is constructed and maintained by Nasdaq Inc. More information

about the Index can be found using the Bloomberg ticker symbol “NDX30P.”

Under normal circumstances, the Fund will obtain leveraged exposure to at least 80% of its total assets in components of the Index or in instruments with similar economic characteristics.

The Fund will invest principally in the financial instruments listed below.

- **Equity Securities** – Common stock issued by public companies.
- **Derivatives** – Financial instruments whose value is derived from the value of an underlying asset or rate, such as stocks, bonds, ETFs, interest rates or indexes. The Fund invests in derivatives (e.g. swap agreements) in order to gain leveraged exposure to the Index. These derivatives principally include:
 - **Swap Agreements** – Contracts entered into primarily with major global financial institutions for a specified period ranging from a day to more than one year. In a standard swap transaction, two parties agree to exchange or “swap” payments based on the change in value of an underlying asset or benchmark. For example, two parties may agree to exchange the return (or differentials in rates of returns) earned or realized on a particular investment or instrument.
- **Money Market Instruments** – The Fund expects that any cash balances maintained in connection with its use of derivatives will typically be held in high quality, short-term money market instruments, for example:
 - **U.S. Treasury Bills** – U.S. government securities that have initial maturities of one year or less, and are supported by the full faith and credit of the U.S. government.
 - **Repurchase Agreements** – Contracts in which a seller of securities, usually U.S. government securities or other money market instruments, agrees to buy the securities back at a specified time and price.

ProShare Advisors uses a mathematical approach to investing in which it determines the type, quantity and mix of investment positions that it believes, in combination, the Fund should hold to produce daily returns consistent with the Daily Target. For these purposes a day is measured from the time of one net asset value (“NAV”) calculation to the next.

The Fund seeks to remain fully invested at all times in financial instruments that, in combination, provide leveraged exposure consistent with the investment objective, without regard to market conditions, trends or direction. However, the Fund may invest in or gain exposure to only a representative sample of the securities in the Index or to securities not contained in the Index or in financial instruments, with the intent of obtaining leveraged exposure consistent with the investment objective.

The Fund seeks to rebalance its portfolio each day so that its exposure to the Index is consistent with the Daily Target. The Index’s movements during the day will affect whether the Fund’s portfolio needs to be rebalanced. For example, if the Index has risen on a given day, net assets of the Fund should rise (assuming there were no Creation Unit redemptions). As a result, the Fund’s exposure will need to be increased. Conversely, if the Index has fallen on a given day, net assets of the Fund should fall (assuming there were no Creation Units issued). As a result, the Fund’s exposure will need to be decreased.

Please see “Investment Objectives, Principal Investment Strategies and Related Risks” in the Fund’s Prospectus for additional details.

Principal Risks

You could lose money by investing in the Fund.

- **Leverage Risk** – The Fund uses leverage and will lose more money when the value of the Index falls than a similar fund that does not use leverage. The use of leverage increases the risk of a total loss of your investment. If the Index approaches a 50% loss at any point in the day, you could lose your entire investment. As a result, an investment in the Fund may not be suitable for all investors. The use of leverage increases the volatility of your returns. The cost of obtaining this leverage will lower your returns.
- **Holding Period Risk** – The performance of the Fund for periods longer than a single day will likely differ from the Daily Target. This difference may be significant. **If you are considering holding fund shares for longer than a day, it’s important that you understand the impact of Index returns and Index volatility (how much the value of the Index moves up and down from day-to-day) on your holding period return.** Index volatility has a negative impact on Fund returns. During periods of higher Index volatility, the Index volatility may affect the Fund’s returns as much as or more than the return of the Index.

The following table illustrates the impact of Index volatility and Index return on Fund returns for a hypothetical one-year period. However, these effects will impact your return for any holding period other than a day. **The longer you hold shares of the Fund, the more magnified these effects will be. As a result, you should consider monitoring your investments in the Fund in light of your individual investment goals and risk tolerance.**

In the table areas shaded darker represent those scenarios where the Fund can be expected to return less than the Daily Target. As the table shows, your return will tend to be worse than the Daily Target when there are smaller Index gains or losses and higher Index volatility. Your return will tend to be better than the Daily Target when there are larger Index gains or losses and lower Index volatility. You



may lose money when the Index return is flat (i.e., close to zero) and you may lose money when the Index rises.

The table uses hypothetical annualized Index volatility and Index returns to illustrate the impact of these two factors on Fund performance over a one-year period. It does not represent actual returns. Each row corresponds to the level of a hypothetical Index return for a one-year period. Each column corresponds to a level of hypothetical annualized Index volatility. For example, the Fund may mistakenly be expected to achieve a -40% return on a yearly basis if the annual Index return were -20%. However, as the table shows, with a one-year Index return of -20% and an annualized Index volatility of 50%, the Fund could be expected to return -50.2%.

Estimated Fund Returns

Index Performance		One Year Volatility Rate				
One Year Index	Two times (2x) the One Year Index	10%	25%	50%	75%	100%
-60%	-120%	-84.2%	-85.0%	-87.5%	-90.9%	-94.1%
-50%	-100%	-75.2%	-76.5%	-80.5%	-85.8%	-90.8%
-40%	-80%	-64.4%	-66.2%	-72.0%	-79.5%	-86.8%
-30%	-60%	-51.5%	-54.0%	-61.8%	-72.1%	-82.0%
-20%	-40%	-36.6%	-39.9%	-50.2%	-63.5%	-76.5%
-10%	-20%	-19.8%	-23.9%	-36.9%	-53.8%	-70.2%
0%	0%	-1.0%	-6.1%	-22.1%	-43.0%	-63.2%
10%	20%	19.8%	13.7%	-5.8%	-31.1%	-55.5%
20%	40%	42.6%	35.3%	12.1%	-18.0%	-47.0%
30%	60%	67.3%	58.8%	31.6%	-3.7%	-37.8%
40%	80%	94.0%	84.1%	52.6%	11.7%	-27.9%
50%	100%	122.8%	111.4%	75.2%	28.2%	-17.2%
60%	120%	153.5%	140.5%	99.4%	45.9%	-5.8%

Assumes: (a) no dividends paid with respect to securities included in the Index; (b) no Fund expenses; and (c) borrowing/lending rates (to obtain leveraged exposure) of zero percent. If these were included the Fund's performance would be different from that shown.

The Index's annualized historical volatility rate for the five-year period ended May 31, 2025 was 24.79%. The Index's highest May to May volatility rate during the five-year period was 27.96% (period ended May 31, 2023). The Index's annualized total return performance for the five-year period ended May 31, 2025 was 19.81%. Historical Index volatility and performance do not predict future Index volatility and performance.

For more information, including additional graphs and charts demonstrating the effects of Index volatility and Index return on the long-term performance of the Fund, see "Understanding the Risks and Long-Term Performance of a Daily Objective Fund" in the Fund's Prospectus.

- **Correlation Risk** – A number of factors may affect the Fund's ability to achieve a high degree of leveraged correlation with the Index. Fees, expenses, transaction costs, financing costs associated with the use of derivatives, among other

factors, will adversely impact the Fund's ability to meet its Daily Target. In addition, the Fund may not have leveraged exposure to all of the instruments in the Index, its weighting of those instruments may be different from that of the Index, and it may invest in instruments not included in the Index. Moreover, if for any reason the Fund is unable to rebalance all or a portion of its investments, the Fund may have exposure to the Index that is significantly greater or less than the Daily Target. Any of these factors may prevent the Fund from achieving exposure consistent with the Daily Target.

- **Derivatives Risk** – Investing in derivatives to obtain leveraged exposure may be considered aggressive and may expose the Fund to greater risks including counterparty risk and correlation risk. The Fund may lose money if its derivatives do not perform as expected and may even lose money if they do perform as expected. To the extent the Fund invests in swaps that use an ETF as the reference asset, the Fund will be subject to the risks of that ETF including the risk that the ETF may not meet its investment objective. In addition, the Fund may be subject to greater correlation risk since the performance of the ETF may not correlate to the performance of the Index. Any costs associated with using derivatives will reduce the Fund's return.
- **Counterparty Risk** – The Fund may lose money if a counterparty does not meet its contractual obligations. With respect to swap agreements, the terms of the agreement between the Fund and its counterparty may permit the counterparty to immediately close out the transaction with the Fund, including intraday (for example, if the Index has a dramatic intraday move that causes a material decline in the Fund's net assets). If an agreement is terminated, the Fund may be unable to enter into another swap agreement or invest in other derivatives to achieve its investment objective.
- **Equity and Market Risk** – Equity markets are volatile, and the value of equity securities and other instruments correlated with equity markets may fluctuate dramatically from day to day. Equity markets are subject to corporate, political, regulatory, market and economic developments, as well as developments that impact specific economic sectors, industries or segments of the market.
- **Money Market Instruments Risk** – Adverse economic, political or market events affecting issuers of money market instruments, defaults by counterparties or changes in government regulations may have a negative impact on the performance of the Fund.
- **Industry Concentration Risk** – The Index may have a significant portion of its value in issuers in an industry or group of industries. The Fund will allocate its investments to approximately the same extent as the Index. As a result, the Fund may be subject to greater market fluctuations than a fund that is more broadly invested across industries. As of May 31, 2025, the Index had a significant portion of its

value in issuers in the Semiconductors & Semiconductor Equipment and Software & Services industry groups.

- **Semiconductors and Semiconductor Equipment Industry Risk** – Companies in this sector may experience: intense competition, wide fluctuations in securities prices due to risks of rapid obsolescence of products, significant research costs, and limited product lines, markets, financial resources or personnel. Companies in this sector may also be affected by risks that affect the broader technology sector.
- **Software and Services Industry Risk** – Companies in this industry may experience: competitive pressures, such as aggressive pricing, technological developments, cyclical market patterns, changing domestic demand, the ability to attract and retain skilled employees, and dependence on intellectual property rights and potential loss or impairment of those rights.
- **Non-Diversification Risk** – The Fund has the ability to invest a relatively high percentage of its assets in the securities of a small number of issuers or in financial instruments with a single counterparty or a few counterparties. This may increase the Fund's volatility and increase the risk that the Fund's performance will decline based on the performance of a single issuer or the credit of a single counterparty.
- **Index Performance Risk** – The Index used by the Fund may underperform other asset classes and may underperform other similar indices. The Index is maintained by a third party provider unaffiliated with the Fund or ProShare Advisors. There can be no guarantee that the methodology underlying the Index or the daily calculation of the Index will be free from error.
- **Intraday Price Performance Risk** – The intraday performance of Fund shares traded in the secondary market generally will be different from the performance of the Fund when measured from one NAV calculation-time to the next. When shares are bought intraday, the performance of the Fund's shares relative to the Index until the Fund's next NAV calculation time will generally be higher or lower than the Daily Target.
- **Market Price Variance Risk** – Investors buy and sell Fund shares in the secondary market at market prices. Market prices may be different from the NAV per share of the Fund (i.e., the secondary market price may trade at a price greater than NAV (a premium) or less than NAV (a discount)). The market price of the Fund's shares will fluctuate in response to changes in the value of the Fund's holdings, supply and demand for shares and other market factors.
- **Early Close/Late Close/Trading Halt Risk** – An exchange or market may close early, close late or issue trading halts on specific securities or financial instruments. In these circumstances, the Fund may be unable to rebalance its portfolio, may be unable to accurately price its investments and/or may incur substantial trading losses.

- **New Fund Risk** – The Fund recently commenced operations, has a limited operating history, and started operations with a small asset base. There can be no assurance that the Fund will be successful or grow to or maintain a viable size, that an active trading market for the Fund's shares will develop or be maintained, or that the Fund's shares' listing will continue unchanged.

Please see "Investment Objectives, Principal Investment Strategies and Related Risks" in the Fund's Prospectus for additional details.

Investment Results

Performance history will be available for the Fund after it has been in operation for a full calendar year. After the Fund has a full calendar year of performance information, performance information will be shown on an annual basis.

Management

The Fund is advised by ProShare Advisors. Michael Neches, Senior Portfolio Manager, and Devin Sullivan, Portfolio Manager, have jointly and primarily managed the Fund since inception.

Purchase and Sale of Fund Shares

The Fund will issue and redeem shares only to Authorized Participants (typically broker-dealers) in exchange for the deposit or delivery of a basket of assets (securities and/or cash) in large blocks, known as Creation Units. Shares of the Fund may only be purchased and sold by retail investors in secondary market transactions through broker-dealers or other financial intermediaries. Shares of the Fund are listed for trading on a national securities exchange and because shares trade at market prices rather than NAV, shares of the Fund may trade at a price greater than NAV (premium) or less than NAV (discount). In addition to brokerage commissions, investors incur the costs of the difference between the highest price a buyer is willing to pay to purchase shares of the Fund (bid) and the lowest price a seller is willing to accept for shares of the Fund (ask) when buying or selling shares in the secondary market (the "bid-ask spread"). The bid-ask spread varies over time for Fund shares based on trading volume and market liquidity. Recent information, including information about the Fund's NAV, market price, premiums and discounts, and bid-ask spreads, is included on the Fund's website (www.proshares.com).

Tax Information

Income and capital gains distributions you receive from the Fund generally are subject to federal income taxes and may also be subject to state and local taxes. The Fund intends to distribute income, if any, quarterly, and capital gains, if any, at least annually. Distributions for this Fund may be higher than those of most ETFs.



Investment Objective

ProShares UltraShort QQQ Top 30 (the “Fund”) seeks daily investment results, before fees and expenses, that correspond to two times the inverse (-2x) of the daily performance of the Nasdaq-100 Top 30 Index (the “Index”).

Important Information About the Fund

If the Fund is successful in meeting its investment objective, it should gain approximately as much as the Index loses when the Index falls on a given day. Conversely, it should lose approximately as much as the Index gains when the Index rises on a given day. **The Fund does not seek to achieve two times the inverse (-2x) of the daily performance of the Index (the “Daily Target”) for any period other than a day.**

While the Fund has a daily investment objective, you may hold Fund shares for longer than one day if you believe doing so is consistent with your goals and risk tolerance. **If you hold fund shares for any period other than a day, it is important for you to understand that over your holding period:**

- Your return may be higher or lower than the Daily Target, and this difference may be significant.
- Factors that contribute to returns that are worse than the Daily Target include smaller Index gains or losses and higher Index volatility, as well as longer holding periods when these factors apply.
- Factors that contribute to returns that are better than the Daily Target include larger Index gains or losses and lower Index volatility, as well as longer holding periods when these factors apply.
- The more extreme these factors are, and the more they occur together, the more your return will tend to deviate from the Daily Target.

Fees and Expenses of the Fund

The table below describes the fees and expenses that you may pay if you buy, hold, and sell shares of the Fund. **You may pay other fees, such as brokerage commissions and other fees to financial intermediaries, which are not reflected in the tables and examples below.**

Annual Fund Operating Expenses

(expenses that you pay each year as a percentage of the value of your investment)

Management Fees	0.75%
Other Expenses ¹	0.37%

Total Annual Fund Operating Expenses Before Fee

Waivers and Expense Reimbursements	1.12%
Fee Waiver/Reimbursement ²	0.17%

Total Annual Fund Operating Expenses After Fee

Waivers and Expense Reimbursements	0.95%
------------------------------------	-------

¹ “Other Expenses” are estimated.

² ProShare Advisors LLC (“ProShare Advisors”) has agreed to waive fees and to reimburse expenses to the extent Total Annual Fund Operating Expenses Before Fee Waivers and Expense Reimburse-

ments, as a percentage of average daily net assets, exceed 0.95% through September 30, 2026. Amounts waived or reimbursed in a particular contractual period may be recouped by ProShare Advisors within five years subject to certain limitations. This agreement may not be terminated before that date without the approval of the Fund’s Board.

Example: This example is intended to help you compare the cost of investing in the Fund with the cost of investing in other funds.

The example assumes that you invest \$10,000 in the Fund for the time periods indicated and then redeem or hold all of your shares at the end of each period. The example also assumes that your investment has a 5% return each year and that the Fund’s operating expenses remain the same, except that the fee waiver/expense reimbursement is assumed only to pertain to the first year. Although your actual costs may be higher or lower, based on these assumptions your approximate costs would be:

1 Year	3 Years
97	339

The Fund pays transaction and financing costs associated with the purchase and sale of securities and derivatives. These costs are not reflected in the table or the example above.

Portfolio Turnover

The Fund pays transaction costs, such as commissions, when it buys and sells securities (or “turns over” its portfolio). A higher portfolio turnover rate may indicate higher transaction costs and may result in higher taxes when the Fund’s shares are held in a taxable account. These costs, which are not reflected in Annual Fund Operating Expenses or in the example above, affect the Fund’s performance. Because the Fund is newly organized, portfolio turnover information is not yet available.

Principal Investment Strategies

The Fund invests in financial instruments that ProShare Advisors believes, in combination, should produce daily returns consistent with the Daily Target.

The Index is designed to measure the performance of the top 30 companies from the Nasdaq-100 Index. The Nasdaq-100 Index is designed to measure the performance of 100 of the largest non-financial companies listed on the Nasdaq Global Select Market or the Nasdaq Global Market (which include both U.S. and non-U.S. Companies). The largest 30 companies by company weight of the Nasdaq-100 Index are included in the Index. The selected companies are then weighted based on Nasdaq-100 Index weight, subject to a 22.5% limit for any single company and a 48% aggregate limit for all companies with individual weights greater than 4.5%. The Index composition and assigned weights are reevaluated quarterly in March, June, September, and December. The Index is constructed and maintained by Nasdaq Inc. More information

about the Index can be found using the Bloomberg ticker symbol “NDX30P.”

Under normal circumstances, the Fund will obtain inverse leveraged exposure to at least 80% of its total assets in components of the Index or in instruments with similar economic characteristics.

The Fund will invest principally in the financial instruments listed below.

- **Derivatives** – Financial instruments whose value is derived from the value of an underlying asset or rate, such as stocks, bonds, ETFs, interest rates or indexes. The Fund invests in derivatives (e.g. swap agreements) in order to gain inverse leveraged exposure to the Index. These derivatives principally include:
 - **Swap Agreements** – Contracts entered into primarily with major global financial institutions for a specified period ranging from a day to more than one year. In a standard swap transaction, two parties agree to exchange or “swap” payments based on the change in value of an underlying asset or benchmark. For example, two parties may agree to exchange the return (or differentials in rates of returns) earned or realized on a particular investment or instrument.
- **Money Market Instruments** – The Fund expects that any cash balances maintained in connection with its use of derivatives will typically be held in high quality, short-term money market instruments, for example:
 - **U.S. Treasury Bills** – U.S. government securities that have initial maturities of one year or less, and are supported by the full faith and credit of the U.S. government.
 - **Repurchase Agreements** – Contracts in which a seller of securities, usually U.S. government securities or other money market instruments, agrees to buy the securities back at a specified time and price.

ProShare Advisors uses a mathematical approach to investing in which it determines the type, quantity and mix of investment positions that it believes, in combination, the Fund should hold to produce daily returns consistent with the Daily Target. For these purposes a day is measured from the time of one net asset value (“NAV”) calculation to the next.

The Fund seeks to remain fully invested at all times in financial instruments that, in combination, provide inverse leveraged exposure consistent with the investment objective, without regard to market conditions, trends or direction. However, the Fund may invest in or gain exposure to only a representative sample of the securities in the Index or to securities not contained in the Index or in financial instruments, with the intent of obtaining inverse leveraged exposure consistent with the investment objective.

The Fund seeks to rebalance its portfolio each day so that its exposure to the Index is consistent with the Daily Target. The Index’s movements during the day will affect whether the

Fund’s portfolio needs to be rebalanced. For example, if the Index has risen on a given day, net assets of the Fund should fall (assuming there were no Creation Units issued). As a result, the Fund’s exposure will need to be decreased. Conversely, if the Index has fallen on a given day, net assets of the Fund should rise (assuming there were no Creation Unit redemptions). As a result, the Fund’s exposure will need to be increased.

Please see “Investment Objectives, Principal Investment Strategies and Related Risks” in the Fund’s Prospectus for additional details.

Principal Risks

You could lose money by investing in the Fund.

- **Short or Inverse Investing Risk** – You will lose money when the Index rises – a result that is the opposite from a traditional index fund. Obtaining inverse or “short” exposure may be considered an aggressive investment technique. The costs of obtaining this short exposure will lower your returns.
- **Leverage Risk** – The Fund uses leverage and will lose more money when the value of the Index rises than a similar fund that does not use leverage. The use of leverage increases the risk of a total loss of your investment. If the Index approaches a 50% gain at any point in the day, you could lose your entire investment. As a result, an investment in the Fund may not be suitable for all investors. The use of leverage increases the volatility of your returns. The cost of obtaining this leverage will lower your returns.
- **Holding Period Risk** – The performance of the Fund for periods longer than a single day will likely differ from the Daily Target. This difference may be significant. **If you are considering holding fund shares for longer than a day, it’s important that you understand the impact of Index returns and Index volatility (how much the value of the Index moves up and down from day-to-day) on your holding period return.** Index volatility has a negative impact on Fund returns. During periods of higher Index volatility, the Index volatility may affect the Fund’s returns as much as or more than the return of the Index.

The following table illustrates the impact of Index volatility and Index return on Fund returns for a hypothetical one-year period. However, these effects will impact your return for any holding period other than a day. **The longer you hold shares of the Fund, the more magnified these effects will be. As a result, you should consider monitoring your investments in the Fund in light of your individual investment goals and risk tolerance.**

In the table areas shaded darker represent those scenarios where the Fund can be expected to return less than the Daily Target. As the table shows, your return will tend to be worse than the Daily Target when there are smaller Index gains or losses and higher Index volatility. Your return will tend to be better than the Daily Target when there are



larger Index gains or losses and lower Index volatility. You may lose money when the Index return is flat (i.e., close to zero) and you may lose money when the Index falls.

The table uses hypothetical annualized Index volatility and Index returns to illustrate the impact of these two factors on Fund performance over a one-year period. It does not represent actual returns. Each row corresponds to the level of a hypothetical Index return for a one-year period. Each column corresponds to a level of hypothetical annualized Index volatility. For example, the Fund may mistakenly be expected to achieve a -40% return on a yearly basis if the annual Index return were 20%. However, as the table shows, with a one-year Index return of 20% and an annualized Index volatility of 50%, the Fund could be expected to return -67.2%.

Estimated Fund Returns

Index Performance		One Year Volatility Rate				
One Year Index	Two times the inverse (-2x) of the One Year Index	10%	25%	50%	75%	100%
-60%	120%	506.5%	418.1%	195.2%	15.6%	-68.9%
-50%	100%	288.2%	231.6%	88.9%	-26.0%	-80.1%
-40%	80%	169.6%	130.3%	31.2%	-48.6%	-86.2%
-30%	60%	98.1%	69.2%	-3.6%	-62.2%	-89.8%
-20%	40%	51.6%	29.5%	-26.2%	-71.1%	-92.2%
-10%	20%	19.8%	2.3%	-41.7%	-77.2%	-93.9%
0%	0%	-3.0%	-17.1%	-52.8%	-81.5%	-95.0%
10%	-20%	-19.8%	-31.5%	-61.0%	-84.7%	-95.9%
20%	-40%	-32.6%	-42.4%	-67.2%	-87.2%	-96.5%
30%	-60%	-42.6%	-50.9%	-72.0%	-89.1%	-97.1%
40%	-80%	-50.5%	-57.7%	-75.9%	-90.6%	-97.5%
50%	-100%	-56.9%	-63.2%	-79.0%	-91.8%	-97.8%
60%	-120%	-62.1%	-67.6%	-81.5%	-92.8%	-98.1%

Assumes: (a) no dividends paid with respect to securities included in the Index; (b) no Fund expenses; and (c) borrowing/lending rates (to obtain inverse leveraged exposure) of zero percent. If these were included the Fund's performance would be different from that shown.

The Index's annualized historical volatility rate for the five-year period ended May 31, 2025 was 24.79%. The Index's highest May to May volatility rate during the five-year period was 27.96% (period ended May 31, 2023). The Index's annualized total return performance for the five-year period ended May 31, 2025 was 19.81%. Historical Index volatility and performance do not predict future Index volatility and performance.

For more information, including additional graphs and charts demonstrating the effects of Index volatility and Index return on the long-term performance of the Fund, see "Understanding the Risks and Long-Term Performance of a Daily Objective Fund" in the Fund's Prospectus.

- **Correlation Risk** – A number of factors may affect the Fund's ability to achieve a high degree of inverse leveraged corre-

lation with the Index. Fees, expenses, transaction costs, financing costs associated with the use of derivatives, among other factors, will adversely impact the Fund's ability to meet its Daily Target. In addition, the Fund may not have inverse leveraged exposure to all of the instruments in the Index, its weighting of those instruments may be different from that of the Index, and it may invest in instruments not included in the Index. Moreover, if for any reason the Fund is unable to rebalance all or a portion of its investments, the Fund may have exposure to the Index that is significantly greater or less than the Daily Target. Any of these factors may prevent the Fund from achieving exposure consistent with the Daily Target.

- **Derivatives Risk** – Investing in derivatives to obtain inverse leveraged exposure may be considered aggressive and may expose the Fund to greater risks including counterparty risk and correlation risk. The Fund may lose money if its derivatives do not perform as expected and may even lose money if they do perform as expected. To the extent the Fund invests in swaps that use an ETF as the reference asset, the Fund will be subject to the risks of that ETF including the risk that the ETF may not meet its investment objective. In addition, the Fund may be subject to greater correlation risk since the performance of the ETF may not correlate to the performance of the Index. Any costs associated with using derivatives will reduce the Fund's return.
- **Counterparty Risk** – The Fund may lose money if a counterparty does not meet its contractual obligations. With respect to swap agreements, the terms of the agreement between the Fund and its counterparty may permit the counterparty to immediately close out the transaction with the Fund, including intraday (for example, if the Index has a dramatic intraday move that causes a material decline in the Fund's net assets). If an agreement is terminated, the Fund may be unable to enter into another swap agreement or invest in other derivatives to achieve its investment objective.
- **Equity and Market Risk** – Equity markets are volatile, and the value of equity securities and other instruments correlated with equity markets may fluctuate dramatically from day to day. Equity markets are subject to corporate, political, regulatory, market and economic developments, as well as developments that impact specific economic sectors, industries or segments of the market. As a fund seeking daily investment results, before fees and expenses, that correspond to two times the inverse (-2x) of the daily return of the Index, the value of an investment in the Fund is expected to decline when market conditions cause the level of the Index to rise.
- **Money Market Instruments Risk** – Adverse economic, political or market events affecting issuers of money market instruments, defaults by counterparties or changes in government regulations may have a negative impact on the performance of the Fund.

- **Industry Concentration Risk** – The Index may have a significant portion of its value in issuers in an industry or group of industries. The Fund will allocate its investments to approximately the same extent as the Index. As a result, the Fund may be subject to greater market fluctuations than a fund that is more broadly invested across industries. As of May 31, 2025, the Index had a significant portion of its value in issuers in the Semiconductors & Semiconductor Equipment and Software & Services industry groups.
 - **Semiconductors and Semiconductor Equipment Industry Risk** – Companies in this sector may experience: intense competition, wide fluctuations in securities prices due to risks of rapid obsolescence of products, significant research costs, and limited product lines, markets, financial resources or personnel. Companies in this sector may also be affected by risks that affect the broader technology sector.
 - **Software and Services Industry Risk** – Companies in this industry may experience: competitive pressures, such as aggressive pricing, technological developments, cyclical market patterns, changing domestic demand, the ability to attract and retain skilled employees, and dependence on intellectual property rights and potential loss or impairment of those rights.
 - **Non-Diversification Risk** – The Fund has the ability to invest a relatively high percentage of its assets in the securities of a small number of issuers or in financial instruments with a single counterparty or a few counterparties. This may increase the Fund's volatility and increase the risk that the Fund's performance will decline based on the performance of a single issuer or the credit of a single counterparty.
 - **Index Performance Risk** – The Index used by the Fund may underperform other asset classes and may underperform other similar indices. The Index is maintained by a third party provider unaffiliated with the Fund or ProShare Advisors. There can be no guarantee that the methodology underlying the Index or the daily calculation of the Index will be free from error.
 - **Intraday Price Performance Risk** – The intraday performance of Fund shares traded in the secondary market generally will be different from the performance of the Fund when measured from one NAV calculation-time to the next. When shares are bought intraday, the performance of the Fund's shares relative to the Index until the Fund's next NAV calculation time will generally be higher or lower than the Daily Target.
 - **Market Price Variance Risk** – Investors buy and sell Fund shares in the secondary market at market prices. Market prices may be different from the NAV per share of the Fund (i.e., the secondary market price may trade at a price greater than NAV (a premium) or less than NAV (a discount)). The market price of the Fund's shares will fluctuate in response to changes in the value of the Fund's holdings, supply and demand for shares and other market factors.
 - **Early Close/Late Close/Trading Halt Risk** – An exchange or market may close early, close late or issue trading halts on specific securities or financial instruments. In these circumstances, the Fund may be unable to rebalance its portfolio, may be unable to accurately price its investments and/or may incur substantial trading losses.
 - **New Fund Risk** – The Fund recently commenced operations, has a limited operating history, and started operations with a small asset base. There can be no assurance that the Fund will be successful or grow to or maintain a viable size, that an active trading market for the Fund's shares will develop or be maintained, or that the Fund's shares' listing will continue unchanged.
- Please see "Investment Objectives, Principal Investment Strategies and Related Risks" in the Fund's Prospectus for additional details.
- ### Investment Results
- Performance history will be available for the Fund after it has been in operation for a full calendar year. After the Fund has a full calendar year of performance information, performance information will be shown on an annual basis.
- ### Management
- The Fund is advised by ProShare Advisors. Michael Neches, Senior Portfolio Manager, and Devin Sullivan, Portfolio Manager, have jointly and primarily managed the Fund since inception.
- ### Purchase and Sale of Fund Shares
- The Fund will issue and redeem shares only to Authorized Participants (typically broker-dealers) in exchange for the deposit or delivery of a basket of assets (securities and/or cash) in large blocks, known as Creation Units. Shares of the Fund may only be purchased and sold by retail investors in secondary market transactions through broker-dealers or other financial intermediaries. Shares of the Fund are listed for trading on a national securities exchange and because shares trade at market prices rather than NAV, shares of the Fund may trade



at a price greater than NAV (premium) or less than NAV (discount). In addition to brokerage commissions, investors incur the costs of the difference between the highest price a buyer is willing to pay to purchase shares of the Fund (bid) and the lowest price a seller is willing to accept for shares of the Fund (ask) when buying or selling shares in the secondary market (the “bid-ask spread”). The bid-ask spread varies over time for Fund shares based on trading volume and market liquidity. Recent information, including information about the Fund’s NAV, market price, premiums and discounts, and bid-ask

spreads, is included on the Fund’s website (www.proshares.com).

Tax Information

Income and capital gains distributions you receive from the Fund generally are subject to federal income taxes and may also be subject to state and local taxes. The Fund intends to distribute income, if any, quarterly, and capital gains, if any, at least annually. Distributions for this Fund may be higher than those of most ETFs.

Investment Objectives, Principal Investment Strategies and Related Risks

This section contains additional details about each Fund's investment objective, principal investment strategies and related risks.

Investment Objectives

Each Fund is a "Geared Fund" in the sense that it is designed to seek daily investment results, before fees and expenses, that correspond to the daily performance of a daily benchmark such as the inverse (i.e., -1x), multiple (i.e., 2x), or inverse multiple (i.e., -2x) of the daily performance of an index (the "Daily Target") for a single day, not for any other period. The "Short Funds" (i.e., the Funds that have the prefix "Short" or "UltraShort" in the name) is designed to correspond to the inverse or an inverse multiple of the daily performance of an index. The "Ultra Fund" (i.e., the Fund that has the prefix "Ultra" in the name) is designed to correspond to a multiple of the daily performance of an index. The Funds do not seek to achieve their stated investment objectives over a period of time greater than a single day. A "single day" is measured from the time a Fund calculates its net asset value ("NAV") to the time of the Fund's next NAV calculation.

The return of the Fund for periods longer than a day is the product of a series of daily leveraged returns for each trading day during that period. If you hold Fund shares for any period other than a day, it is important for you to understand the risks and long-term performance of a daily objective fund. You should know that over your holding period:

- Your return may be higher or lower than the Daily Target, and this difference may be significant.
- Factors that contribute to returns that are worse than the Daily Target include smaller Index gains or losses and higher Index volatility, as well as longer holding periods when these factors apply.
- Factors that contribute to returns that are better than the Daily Target include larger Index gains or losses and lower Index volatility, as well as longer holding periods when these factors apply.
- The more extreme these factors are, and the more they occur together, the more your return will tend to deviate from the Daily Target.

For periods longer than a day, you will lose money if the Index's performance is flat. It is possible that you will lose money invested in the Short Fund even if the value of the Index falls during that period or money invested in the Ultra Fund even if the value of the Index rises during that period. Returns may move in the opposite direction of the Index during periods of higher Index volatility, low Index returns, or both. In addition, during periods of higher Index volatility, the Index volatility may affect your return as much or more than the return of the Index.

Investment in the Fund involves risks that are different from and additional to the risks of investments in other types of funds. An investor in the Fund could potentially lose the full value of their investment within a single day.

Each Fund's investment objective is non-fundamental, meaning that it may be changed by the Board of Trustees (the "Board") of ProShares Trust (the "Trust"), without the approval of Fund shareholders. Each Fund reserves the right to substitute a different index for the Index without shareholder approval.

Principal Investment Strategies

In seeking to achieve each Fund's investment objective, ProShare Advisors follows a passive approach to investing that is designed to correspond to the inverse (-1x), multiple (i.e., 2x), or inverse multiple (i.e., -2x) of the daily performance of its index. Each Fund attempts to achieve its investment objective by investing all, or substantially all, of its assets in investments that make up its index or in financial instruments that provide similar exposure.

Each Fund employs various investment techniques designed to achieve their respective investment objectives. These techniques are intended to enhance liquidity, maintain a tax-efficient portfolio and reduce transaction costs to maintain a high correlation with, and similar aggregate characteristics (e.g., with respect to equity funds, market capitalization and industry weightings) to, the index or inverse of the index, or multiple thereof, as applicable. For example, the Fund may invest in or gain exposure to only a representative sample of the securities in the index, which exposure is intended to have aggregate characteristics similar to those of the index. In addition, under certain circumstances, the Fund may invest in or obtain exposure to components not included in the index or overweight or underweight certain components of the index with the intent of obtaining exposure with aggregate characteristics similar to the index, including, as applicable, the general credit profile of the index.

ProShare Advisors does not invest the assets of the Fund in securities or financial instruments based on ProShare Advisors' view of the investment merit of a particular security, instrument, or company, other than for cash management purposes, nor does it conduct conventional investment research or analysis (other than in determining counterparty creditworthiness), or forecast market movement or trends, in managing the assets of the Fund. Each Fund generally seeks to remain fully invested at all times in securities and/or financial instruments that, in combination, provide exposure to its index consistent with its investment objective, without regard to market conditions, trends, direction, or the financial condition of a particular issuer. The Funds do not take temporary defensive positions.

On a daily basis, each Fund will seek to position its portfolio so that such Fund's investment exposure is consistent with its investment objective. In general, changes to the level of the Fund's index each day will determine whether such Fund's portfolio needs to be repositioned. For example, if a Short Fund's index has risen on a given day, net assets of the Fund should fall (assuming there were no Creation Units Issued). As a result, the Fund's short exposure will need to be decreased.

Conversely, if the index has fallen on a given day, net assets of the Short Fund should rise (assuming there were no Creation Unit redemptions). As a result, the Fund's short exposure will need to be increased. Similarly, if an Ultra Fund's index has risen on a given day, net assets of the Fund should rise. As a result, the Fund's exposure will need to be increased. Conversely, if the index has fallen on a given day, net assets of the Ultra Fund should fall. As a result, the Fund's exposure will need to be decreased.

The time and manner in which the Fund rebalances its portfolio may vary from day to day at the sole discretion of ProShare Advisors depending upon market conditions and other circumstances. If for any reason the Fund is unable to rebalance all or a portion of its portfolio, or if all or a portion of the portfolio is rebalanced incorrectly, the Fund's investment exposure may not be consistent with the Fund's investment objective. In these instances, the Fund may have investment exposure to its underlying index that is significantly greater or less than its stated multiple. As a result, the Fund may be more or less exposed to leverage risk than if it had been properly rebalanced and may not achieve its investment objective.

Understanding the Risks and Long-Term Performance of a Daily Objective Fund

The Funds are designed to provide leveraged (i.e., 2x), inverse (i.e., -1x) or inverse leveraged (i.e., -2x) results on a daily basis. The Funds, however, are unlikely to provide a simple multiple (i.e., -1x, 2x, or -2x) of an index's performance over periods longer than a single day.

- **Why?** The hypothetical example below illustrates how daily Geared Fund returns can behave for periods longer than a single day.
 - Take a hypothetical fund XYZ that seeks to triple the daily performance of index XYZ. On each day, fund XYZ performs in line with its objective (2x the index's daily performance before fees and expenses). Notice that over the entire five-day period, the fund's total return is considerably less than two times that of the period return of the index. For the five-day period, index XYZ gained 5.1% while fund XYZ gained 9.9% (versus 2x 5.1% or 10.2%). In other scenarios, the return of a daily rebalanced fund could be greater than two times the index's return.

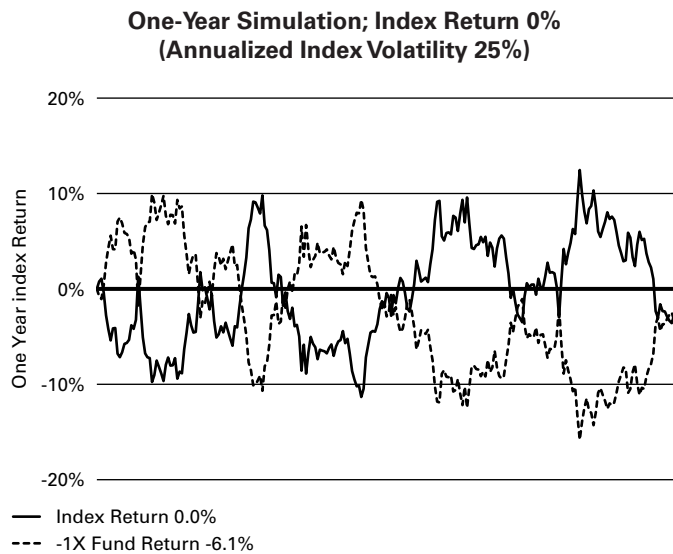
	Index XYZ		Fund XYZ	
	Level	Daily Performance	Daily Performance	Net Asset Value
Start	100.0	—	—	\$100.00
Day 1	103.0	3.0%	6.0%	\$106.00
Day 2	99.9	-3.0%	-6.0%	\$99.64
Day 3	103.9	4.0%	8.0%	\$107.61
Day 4	101.3	-2.5%	-5.0%	\$102.23
Day 5	105.1	3.7%	7.4%	\$109.80
Total Return		5.1%		9.8%

- **Why does this happen?** This effect is caused by compounding, which exists in all investments. The return of a Geared Fund for a period longer than a single day is the result of its return for each day compounded over the period and usually will differ in amount, and possibly even direction, from the Geared Fund's stated multiple times the return of the Geared Fund's Index for the same period. In general, during periods of higher index volatility, compounding will cause longer term results to be less than the multiple (or inverse multiple) of the return of the index. This effect becomes more pronounced as volatility increases. Conversely, in periods of lower index volatility, fund returns over longer periods can be higher than the multiple of the return of the index. Actual results for a particular period, before fees and expenses, are also dependent on the following factors: a) the index's volatility; b) the index's performance; c) period of time; d) financing rates associated with derivatives; e) other Fund expenses; and f) dividends or interest paid with respect to the securities in the index. The examples herein illustrate the impact of two principal factors – index volatility and index performance – on Fund performance. Similar effects exist for the Short ProShares Funds, and the significance of this effect is even greater for such inverse funds. Please see the SAI for additional details.

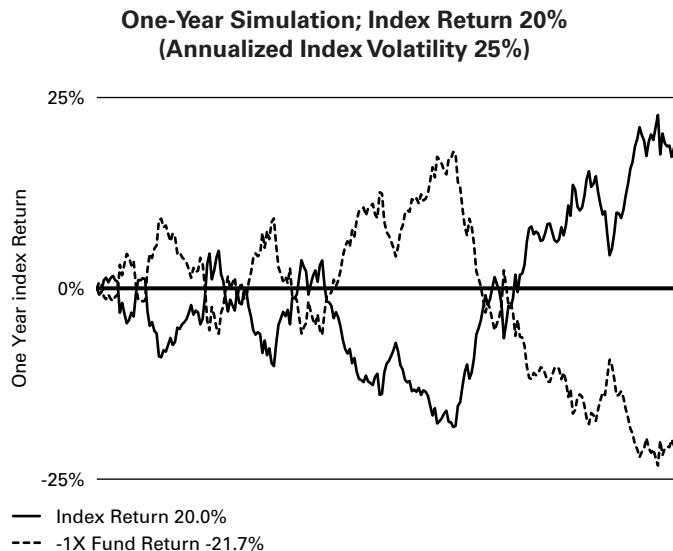
- The graphs that follow illustrate this point. Each of the graphs shows a simulated hypothetical one year performance of an index compared with the performance of a fund that perfectly achieves its investment objective. The graphs demonstrate that, for periods longer than a single day, a Geared Fund is likely to underperform or overperform (but not match) the index performance (or the inverse of the index performance) times the stated multiple in the fund's investment objective. Investors should understand the consequences of holding daily rebalanced funds for periods longer than a single day, including the impact of compounding on fund performance. Investors should consider actively monitoring and/or periodically rebalancing their portfolios (which will possibly trigger transaction costs and tax consequences) in light of their investment goals and risk tolerance. A one-year period is used for illustrative purposes only. Deviations from the index return times the fund multiple can occur over periods as short as a single day (as measured from one day's NAV to the next day's NAV) and may also occur in periods shorter than a single day (when measured intraday as opposed to NAV to NAV). An investor in a Geared Fund could potentially lose the full value of their investment within a single day.

To isolate the impact of leverage or inverse leveraged exposure, these graphs assume: a) no dividends paid with respect to securities in the index; b) no Fund expenses; and c) borrowing/lending rates (to obtain required leverage or inverse leveraged exposure) of zero percent. If these were reflected, the Fund's performance would be different than that shown. Each of the graphs also assumes a volatility rate of

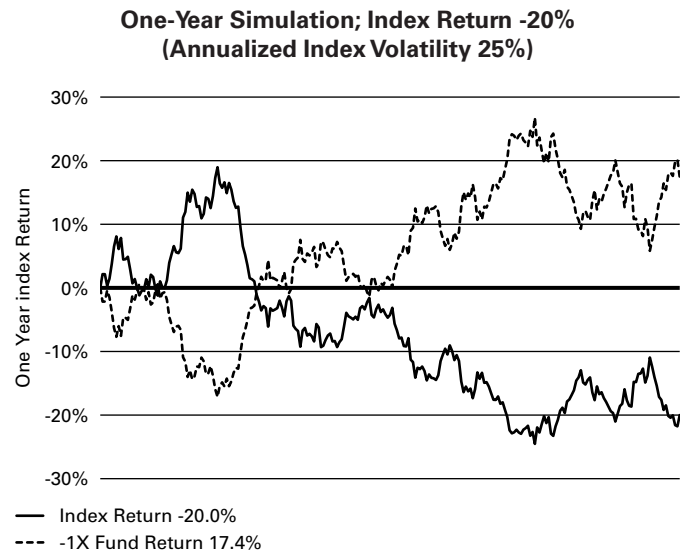
25%, which is the approximate average of the five-year historical volatility rate of the Index. An index's volatility rate is a statistical measure of the magnitude of fluctuations in the returns of an index.



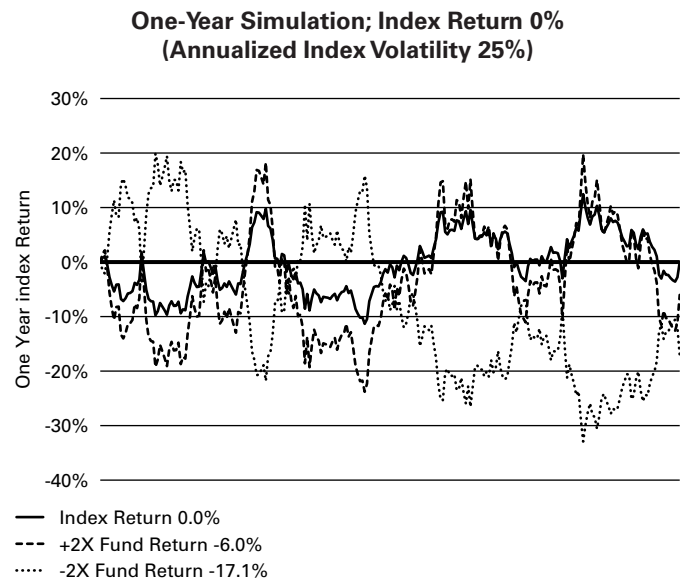
The graph above shows a scenario where the index, which exhibits day-to-day volatility, is flat or trendless over the year (i.e., begins and ends the year at 0%), but the Short (-1x) Fund is down.



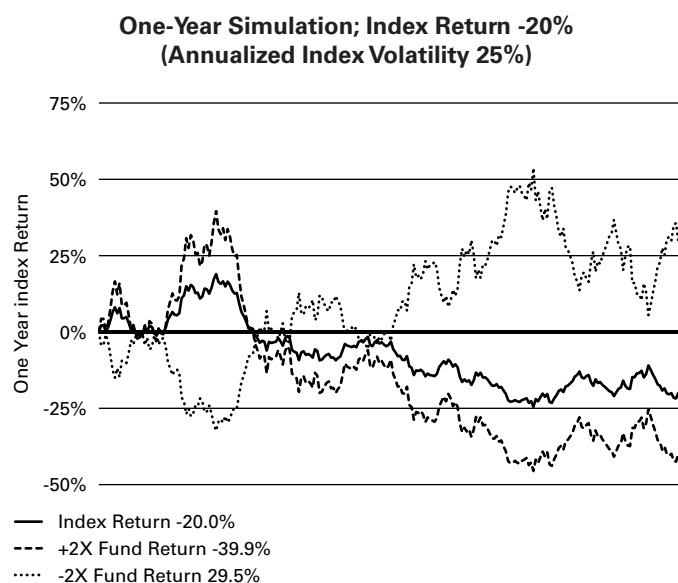
The graph above shows a scenario where the index, which exhibits day-to-day volatility, is up over the year, and the Short (-1x) Fund is down more than the inverse of the index.



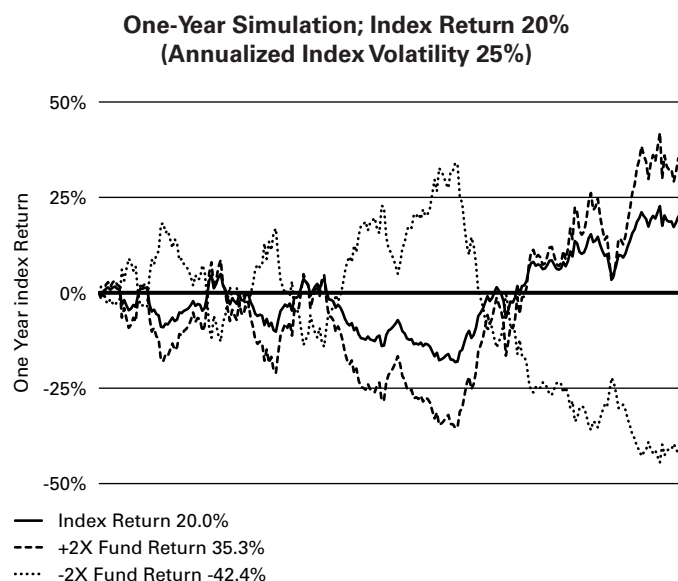
The graph above shows a scenario where the index, which exhibits day-to-day volatility, is down over the year, and the Short (-1x) Fund is up less than the inverse of the index.



The graph above shows a scenario where the index, which exhibits day-to-day volatility, is flat or trendless over the year (i.e., begins and ends the year at 0%), but the Ultra (+2x) Fund and the UltraShort (-2x) Fund are both down.



The graph above shows a scenario where the index, which exhibits day-to-day volatility, is down over the year, but the Ultra (+2x) Fund is down less than two times the index, and the UltraShort (-2x) Fund is up less than two times the inverse of the index.



The graph above shows a scenario where the index, which exhibits day-to-day volatility, is up over the year, but the Ultra (+2x) Fund is up less than two times the index and the UltraShort (-2x) Fund is down more than two times the inverse of the index.

For additional details about fund performance over periods longer than a single day in the Fund, please see the SAI.

- **What it means for you.** Daily objective Geared Funds, if used properly and in conjunction with the investor's view on the future direction and volatility of the markets, can be a useful tool for knowledgeable investors who want to manage their exposure to various markets and market segments. Investors should understand the consequences of seeking daily investment results, before fees and expenses, that cor-

respond to the daily performance of a benchmark (such as the inverse (-1x), multiple (i.e., 2x) or inverse multiple (i.e., -2x) of the daily performance of an index), **for a single day**, not for any other period.

- Additionally, investors should recognize that the degree of volatility of the Fund's index can have a dramatic effect on the Fund's longer-term performance. The more volatile an index is, the more the Fund's longer-term performance will negatively deviate from the simple multiple (e.g., 2x, -2x) or inverse (-1x) of its index's longer-term return. The return of the Fund for a period longer than a single day is the result of its return for each day compounded over the period and usually will differ in amount, and possibly even direction, from the Fund's stated multiple times the return of the Fund's index for the same period. For periods longer than a single day, the Fund will lose money if its index's performance is flat over time, and it is possible that the Fund will lose money over time regardless of the performance of its index. An investor in the Fund could potentially lose the full value of their investment within a single day.

Additional Information Regarding Principal Risks

Like all investments, investing in the Fund entails risks. The factors most likely to have a significant impact on the Fund's portfolio are called "principal risks." The principal risks for each Fund are described in each Fund's Summary Prospectus and additional information regarding certain of these risks, as well as information related to other potential risks to which the Fund may be subjected, is provided below and under the section titled "Other Risks." The principal risks are intended to provide information about the factors likely to have a significant adverse impact on the Fund's returns and consequently the value of an investment in the Fund. The risks are presented in an order intended to facilitate readability and their order does not imply that the realization of one risk is more likely to occur than another risk or likely to have a greater adverse impact than another risk.

Some of the risks described below apply to all Funds, while others are specific to the investment strategies of certain Funds. Please see "Principal Investment Risks" in each Fund's Summary Prospectus for more detail about the principal risks applicable to each Fund. The Statement of Additional Information ("SAI") contains additional information about each Fund, investment strategies and related risks. Each Fund may be subject to other risks in addition to those identified as principal risks.

While the realization of certain of these risks may benefit the Short Funds (including the Short (-1x), UltraShort (-2x) Funds) because these Funds seek daily investment results, before fees and expenses, that correspond to the inverse or a multiple of the inverse of their respective Index, such occurrences may introduce more volatility to these Funds.

- **Derivatives Risk** – The Fund may obtain exposure through derivatives (including investing in: swap agreements; futures contracts; options on futures contracts, securities,

and indexes; forward contracts; and similar instruments). Investing in derivatives may be considered aggressive and may expose the Fund to risks different from, or possibly greater than, the risks associated with investing directly in the reference asset(s) underlying the derivative (e.g., the securities contained in the Fund's index). The use of derivatives may result in larger losses or smaller gains than directly investing in securities. The risks of using derivatives include: 1) the risk that there may be imperfect correlation between the price of the financial instruments and movements in the prices of the reference asset(s); 2) the risk that an instrument is mispriced; 3) credit or counterparty risk on the amount the Fund expects to receive from a counterparty; 4) the risk that securities prices, interest rates and currency markets will move adversely and the Fund will incur significant losses; 5) the risk that the cost of holding a financial instrument might exceed its total return; and 6) the possible absence of a liquid secondary market for a particular instrument and possible exchange imposed price fluctuation limits, either of which may make it difficult or impossible to adjust the Fund's position in a particular instrument when desired. Each of these factors may prevent the Fund from achieving its investment objective and may increase the volatility (i.e., fluctuations) of the Fund's returns. Because derivatives often require limited initial investment, the use of derivatives also may expose the Fund to losses in excess of those amounts initially invested.

In addition, the Fund may use a combination of swaps on an underlying index and swaps on an ETF that is designed to track the performance of that index or a similar index. The performance of an ETF may not track the performance of its underlying index due to embedded costs and other factors. Thus, to the extent the Fund invests in swaps that use an ETF as the reference asset, the Fund will be subject to the risks of the ETF including the risk that the ETF may not meet its investment objective. In addition, the Fund may be subject to greater correlation risk and may not achieve as high a degree of correlation with its index as it would if the Fund only used swaps on the underlying index.

- **Counterparty Risk** – The Fund will be subject to credit risk (i.e., the risk that a counterparty is unwilling or unable to make timely payments or otherwise meet its contractual obligations) with respect to the amount the Fund expects to receive from counterparties to financial instruments (including derivatives and repurchase agreements) entered into by the Fund. The Fund generally structures the agreements such that either party can terminate the contract at any time, including intraday, without penalty prior to the termination date. If a counterparty terminates a contract, the Fund may not be able to invest in other derivatives to achieve the desired exposure, or achieving such exposure may be more expensive. The Fund may be negatively impacted if a counterparty becomes bankrupt or otherwise

fails to perform its obligations under such an agreement. The Fund may experience significant delays in obtaining any recovery in a bankruptcy or other reorganization proceeding and the Fund may obtain only limited recovery or may obtain no recovery in such circumstances. In order to attempt to mitigate potential counterparty credit risk, a Fund typically enters into transactions with major financial institutions. The Fund also seeks to mitigate risks by generally requiring that the counterparties agree to post collateral for the benefit of the Fund, marked to market daily, in an amount approximately equal to what the counterparty owes the Fund, subject to certain minimum thresholds. To the extent any such collateral is insufficient or there are delays in accessing the collateral, the Fund will be exposed to the risks described above, including possible delays in recovering amounts as a result of bankruptcy proceedings.

The counterparty to a cleared swap agreement and/or exchange-traded futures contract is subject to the credit risk of the clearing house and the futures commission merchant ("FCM") through which it holds its position. Specifically, the FCM or the clearing house could fail to perform its obligations, causing significant losses to the Fund. For example, the Fund could lose margin payments it has deposited with an FCM as well as any gains owed but not paid to the Fund, if the FCM or clearing house becomes insolvent or otherwise fails to perform its obligations. Credit risk of market participants with respect to derivatives that are centrally cleared is concentrated in a few clearing houses and it is not clear how an insolvency proceeding of a clearing house would be conducted and what impact an insolvency of a clearing house would have on the financial system. Under current Commodity Futures Trading Commission ("CFTC") regulations, a FCM maintains customers' assets in a bulk segregated account. If a FCM fails to do so, or is unable to satisfy a substantial deficit in a customer account, its other customers may be subject to risk of loss of their funds in the event of that FCM's bankruptcy. In that event, in the case of futures and options on futures, the FCM's customers are entitled to recover, even in respect of property specifically traceable to them, only a proportional share of all property available for distribution to all of that FCM's customers. In addition, if the FCM does not comply with the applicable regulations, or in the event of a fraud or misappropriation of customer assets by the FCM, a Fund could have only an unsecured creditor claim in an insolvency of the FCM with respect to the margin held by the FCM. FCMs are also required to transfer to the clearing house the amount of margin required by the clearing house, which amount is generally held in an omnibus account at the clearing house for all customers of the FCM. In certain cases with respect to cleared swaps, the FCM may also transfer any excess initial margin posted by the Fund to the clearing house. Regulations promulgated by

the CFTC require that the FCM notify the clearing house of the excess initial margin provided by the FCM to the clearing house that is attributable to each customer. However, if the FCM does not accurately report the Fund's initial margin, the Fund is subject to the risk that a clearing house will use the assets attributable to it in the clearing house's omnibus account to satisfy payment obligations a defaulting customer of the FCM has to the clearing house.

In addition, the Fund may enter into agreements with a limited number of counterparties, which may increase the Fund's exposure to counterparty credit risk. The Fund does not specifically limit its counterparty risk with respect to any single counterparty. Further, there is a risk that no suitable counterparties are willing to enter into, or continue to enter into, transactions with the Fund and, as a result, the Fund may not be able to achieve its investment objective. Contractual provisions and applicable law may prevent or delay the Fund from exercising its rights to terminate an investment or transaction with a financial institution experiencing financial difficulties, or to realize returns on collateral, and another institution may be substituted for that financial institution without the consent of the Fund. If the credit rating of a derivatives counterparty declines, the Fund may nonetheless choose or be required to keep existing transactions in place with the counterparty, in which event the Fund would be subject to any increased credit risk associated with those transactions. Also, in the event of a counterparty's (or its affiliate's) insolvency, the possibility exists that the Fund's ability to exercise remedies, such as the termination of transactions, netting of obligations and realization of returns on collateral, could be stayed or eliminated under special resolution regimes adopted in the United States, the European Union, United Kingdom and various other jurisdictions. Such regimes provide government authorities with broad authority to intervene when a financial institution is experiencing financial difficulty. In particular, the regulatory authorities could reduce, eliminate, or convert to equity the liabilities to the Fund of a counterparty who is subject to such proceedings in the European Union or United Kingdom (sometimes referred to as a "bail in").

Moreover, with respect to the use of swap agreements, although the term of the agreement may be for a specified period ranging from a day to more than one year, either party may generally terminate the agreement without penalty prior to the termination. As a result, if the underlying reference asset has a dramatic intraday move that causes a material decline in the Fund's net assets, the terms of a swap agreement between the Fund and its counterparty may permit the counterparty to immediately close out the transaction with the Fund. In that event, the Fund may be unable to enter into another swap agreement or invest in other derivatives to achieve the desired exposure consis-

tent with the Fund's investment objective. This, in turn, may prevent the Fund from achieving its investment objective, even if the reference asset reverses all or a portion of its intraday move by the end of the day. Any costs associated with using derivatives will also have the effect of lowering the Fund's return.

- **Equity and Market Risk** – Equity markets are volatile, and the value of securities, swaps, futures and other instruments correlated with equity markets may fluctuate dramatically from day to day. Equity markets are subject to corporate, political, regulatory, market and economic developments, as well as developments that impact specific economic sectors, industries or segments of the market. Further, stocks in the Index may underperform other equity investments. Volatility in the markets and/or market developments may cause the value of an investment in the Fund to decrease over short or long periods of time.
- **Large-Cap Company Investment Risk** – Although returns on investments in large-cap companies are often perceived as being less volatile than the returns of companies with smaller market capitalizations, the return on large-cap securities could trail the returns on investments in smaller and mid-sized companies for a number of reasons. For example, large-cap companies may be unable to respond quickly to new competitive challenges, such as changes in technology, and also may not be able to attain the high growth rate of successful smaller companies.
- **Correlation Risk** – A number of factors may affect the Fund's ability to achieve a high degree of correlation with the Index, and there is no guarantee that the Fund will achieve a high degree of correlation. Failure to achieve a high degree of correlation may prevent the Fund from achieving its investment objective, and the percentage change of the Fund's NAV each day may differ, perhaps significantly in amount, and possibly even direction, from the Daily Target.

In order to achieve a high degree of correlation with the Index, each Fund seeks to rebalance its portfolio daily to keep exposure consistent with its investment objective. Being materially under- or overexposed to the Index may prevent the Fund from achieving a high degree of correlation with the Index and may expose the Fund to greater leverage risk. Market disruptions or closures, regulatory restrictions, market volatility, illiquidity in the markets for the financial instruments in which the Fund invests, and other factors will adversely affect the Fund's ability to adjust exposure to requisite levels. The target amount of portfolio exposure is impacted dynamically by the Index's movements, including intraday movements. Because of this, it is unlikely that the Fund will have perfect exposure during the day or at the end of each day and the likelihood of being materially under- or overexposed is higher on days when the Index is volatile, particularly when the Index is volatile at or near the close of the trading day.

- **Money Market Instruments Risk** – Money market instruments may be adversely affected by market and economic events. Adverse economic, political or other developments affecting issuers of money market instruments or defaults by transaction counterparties may also have a negative impact on the performance of such instruments. Each of these could have a negative impact on the performance of the Fund. Money market instruments may include money market funds. To the extent the Fund invests in a money market fund, the Fund will indirectly bear a proportionate share of the money market fund's fees and expenses.
- **Industry Concentration Risk** – The Index may have a significant portion of its value in issuers in an industry or group of industries. The Fund will allocate its investments to approximately the same extent as the Index. As a result, the Fund may be subject to greater market fluctuations than a fund that is more broadly invested across industries. Financial, economic, business, regulatory conditions, and other developments affecting issuers in a particular industry or group of industries will have a greater effect on the Fund, and if securities of the particular industry or group of industries fall out of favor, the Fund could underperform, or its net asset value may be more volatile than, funds that have greater industry diversification.
- **Semiconductors and Semiconductor Equipment Industry Risk** – The risks of investments in the industry include: intense competition, both domestically and internationally, including competition from subsidized foreign competitors with lower production costs; wide fluctuations in securities prices due to risks of rapid obsolescence of products; economic performance of the customers of semiconductor companies; their research costs and the risks that their products may not prove commercially successful; capital equipment expenditures that could be substantial and suffer from rapid obsolescence; and thin capitalization and limited product lines, markets, financial resources or personnel. The semiconductors sector may also be affected by risks that affect the broader technology sector, including: government regulation; dramatic and often unpredictable changes in growth rates and competition for qualified personnel; heavy dependence on patent and intellectual property rights, the loss or impairment of which may adversely affect profitability; and a small number of companies representing a large portion of the technology sector as a whole.
- **Software and Services Industry Risk** – The risks of investments in the industry include: competitive pressures, such as aggressive pricing (including fixed-rate pricing), technological developments (including product-specific technological change), changing domestic demand, and the ability to attract and retain skilled employees; availability and price of components; dependence on intellectual property rights, and potential loss or impairment of those rights; research and development costs; rapid product obsolescence; cyclical market patterns; evolving industry standards; and frequent new product introductions requiring timely and successful introduction of new products and the ability to service such products. The software and services industry may also be affected by risks that affect the broader information technology industry.
- **Technology Hardware and Equipment Industry Risk** – The risks of investments in the industry include: effects from industry competition, evolving industry standards and obsolescence of products; government regulation; changes in costs of components and ability to attract and maintain skilled employees; and dependence on intellectual property rights. Stocks of technology companies and companies that rely heavily on technology, especially those of smaller, less-seasoned companies, tend to be more volatile than the overall market. The technology hardware and equipment industry may also be affected by risks that affect the broader information technology industry.
- **Inflation Risk** – Inflation risk is the risk that the value of assets or income from a Fund's investments will be worth less in the future as inflation decreases the value of payments at future dates. As inflation increases, the real value of a Fund's portfolio could decline. Inflation rates may change frequently and drastically as a result of various factors and the Fund's investments may not keep pace with inflation, which may result in losses to Fund investors or adversely affect the real value of shareholders' investments in a Fund. Inflation has recently increased and it cannot be predicted whether it may decline.
- **Early Close/Late Close/Trading Halt Risk** – An exchange or market may close early, close late or issue trading halts on specific securities or financial instruments. As a result, the ability to trade certain securities or financial instruments may be restricted, which may disrupt the Fund's creation and redemption process, potentially affect the price at which the Fund's shares trade in the secondary market, and/or result in the Fund being unable to trade certain securities or financial instruments at all. In these circumstances, the Fund may be unable to rebalance its portfolio, may be unable to accurately price its investments and/or may incur substantial trading losses. If trading in the Fund's shares are halted, investors may be temporarily unable to trade shares of the Fund.
- **Market Price Variance Risk** – Individual shares of the Fund can be bought and sold in the secondary market at market prices rather than at NAV. There is no guarantee that an active secondary market will develop for shares of the Fund, which may also cause NAV and market price to vary significantly. The market price of the Fund's shares will fluctuate in response to changes in the value of the Fund's holdings, supply and demand for shares and other market factors. ProShare Advisors cannot predict whether shares will trade above, below or at a price equal to the value of the Fund's holdings. Differences between secondary market prices and the value of the Fund's holdings may be due

largely to supply and demand forces in the secondary market, which may not be the same forces as those influencing prices for securities or financial instruments held by the Fund at a particular time. In addition, there may be times when the market price and the NAV of the Fund's shares vary significantly, such as during periods of market volatility. Investors purchasing and selling shares in the secondary market may trade shares at a premium or a discount to the Fund's NAV and may receive less than the value of the Fund's holdings when they sell those shares.

The Fund may have a limited number of financial institutions that may act as Authorized Participants or market makers. Only Authorized Participants who have entered into agreements with the Fund's distributor may engage in creation or redemption transactions directly with the Fund. If some or all of these Authorized Participants exit the business or are unable to process creation and/or redemption orders, and no other Authorized Participant is willing or able to create and redeem Fund shares, shares may trade at a discount to NAV (and may even face trading halts or delisting). Similar effects may result if market makers exit the business or are unable to continue making markets in the shares. Further, while the creation/redemption feature is designed to make it likely that shares normally will trade at prices correlated to the price of the Fund's portfolio holdings, disruptions to creations and redemptions, including disruptions at market makers, Authorized Participants or market participants, or during periods of significant market volatility, among other factors, may result in market prices that differ significantly from NAV. Investors purchasing and selling shares in the secondary market may not experience investment results consistent with those experienced by Authorized Participants creating and redeeming directly with the Fund. The market price of shares, like the price of any exchange-traded security, includes a "bid-ask spread" charged by the exchange specialist, market makers or other participants that trade the particular security. In times of severe market disruption or during after-hours trading, the bid-ask spread often increases significantly. This means that shares may trade at a discount to the value of the Fund's holdings, and the discount is likely to be greatest when the price of shares is falling fastest, which may be the time that a shareholder most wants to sell their shares. The Fund's investment results are measured based upon the daily NAV of the Fund.

- **Short Sale Exposure Risk** – The Fund may seek inverse or "short" exposure (or in the case of UltraShort Funds, inverse leveraged exposure) through financial instruments, which would cause the Fund to be exposed to certain risks associated with selling short. These risks include, under certain market conditions, an increase in the volatility and decrease in the liquidity of securities or financial instruments or credits underlying the short position, which may lower the Fund's return, result in a loss, have the effect of limiting the Fund's ability to obtain inverse or inverse lev-

eraged exposure through financial instruments, or requiring the Fund to seek inverse or inverse leveraged exposure through alternative investment strategies that may be less desirable or more costly to implement. To the extent that, at any particular point in time, the securities or financial instruments or credits underlying the short position may be thinly-traded or have a limited market, including due to regulatory action, the Fund may be unable to meet its investment objective (e.g., due to a lack of available securities or financial instruments or counterparties). During such periods, the Fund's ability to issue additional Creation Units may be adversely affected. Obtaining inverse and/or inverse leveraged exposure may be considered an aggressive investment technique. Any income, dividends or payments by the assets underlying the Fund's short positions will negatively impact the Fund.

- **U.S. Treasury Markets** – U.S. Treasury markets can be volatile, and the value of instruments correlated with these markets may fluctuate dramatically from day-to-day. Fixed income markets are subject to adverse issuer, political, regulatory, market and economic developments, as well as developments that impact specific economic sectors, industries or segments of the market. These factors may also lead to increased volatility and reduced liquidity in the fixed-income markets. Further, fixed income securities in the Index may underperform other fixed income investments. Equity securities generally have greater price volatility than fixed income securities, although under certain market conditions fixed income securities may have comparable or greater price volatility. All U.S. government securities are subject to credit risk. It is possible that the U.S. government may not be able to meet its financial obligations or that securities issued by the U.S. government may experience credit downgrades. Any credit event may also adversely affect the financial markets.

Other Risks

In addition to the risks noted above, many other factors may also affect the value of an investment in the Fund, such as market conditions, interest rates and other economic, political or financial developments. The impact of these developments on the Fund will depend upon the types of investments in which the Fund invests, the Fund's level of investment in particular issuers and other factors, including the financial condition, industry, economic sector and location of such issuers. The SAI contains additional information about each Fund, its investment strategies and related risks. Each Fund may be subject to other risks in addition to those identified as principal risks.

- **Cybersecurity Risk** – With the increased use of technologies such as the Internet and the dependence on computer systems to perform necessary business functions, each Fund, Authorized Participants, service providers and the relevant listing exchange are susceptible to operational, information security and related "cyber" risks. In general, cyber

incidents can result from deliberate attacks or unintentional events. Cyber attacks include, but are not limited to gaining unauthorized access to digital systems for purposes of misappropriating assets or sensitive information, corrupting data, or causing operational disruption. Cyber attacks may also be carried out in a manner that does not require gaining unauthorized access, for example, stealing or corrupting data maintained digitally and denial of service attacks on websites. Cybersecurity failures or breaches of the Fund's third party service providers (including, but not limited to, index providers, the custodian, administrator and transfer agent) or the issuers of securities and/or financial instruments in which the Fund invests, have the ability to cause disruptions and impact business operations, potentially resulting in financial losses, the inability of Fund shareholders to transact business, violations of applicable privacy and other laws. For instance, cyber attacks may interfere with the processing of shareholder transactions, impact the Fund's ability to calculate its NAV, cause the release of private shareholder information or confidential Fund information, impede trading, cause reputational damage, and subject the Fund to regulatory fines, penalties or financial losses, reimbursement or other compensation costs, and/or additional compliance costs. In addition, substantial costs may be incurred in order to prevent any cyber incidents in the future. The Fund and its shareholders could be negatively impacted as a result. While the Fund or its service providers may have established business continuity plans and systems designed to guard against such cyber attacks or adverse effects of such attacks, there are inherent limitations in such plans and systems including the possibility that certain risks have not been identified, in large part because different unknown threats may emerge in the future. Similar types of cybersecurity risks also are present for issuers of securities in which the Fund invests, which could result in material adverse consequences for such issuers, and may cause the Fund's investments in such securities to lose value. In addition, cyber attacks involving a counterparty to the Fund could affect such a counterparty's ability to meet its obligations to the Fund, which may result in losses to the Fund and its shareholders. ProShare Advisors and the Trust do not control the cybersecurity plans and systems put in place by third party service providers, and such third party service providers may have no or limited indemnification obligations to ProShare Advisors or the Fund.

- **Risk of Global Economic Shock** – Widespread disease, including public health disruptions, pandemics and epidemics (for example, COVID-19 including its variants), have been and may continue to be highly disruptive to economies and markets. Health crises could exacerbate political, social, and economic risks, and result in breakdowns, delays, shutdowns, social isolation, civil unrest, periods of high unemployment, shortages in and disruptions to the medical care and consumer goods and services industries, and other disruptions to important global, local and regional supply

chains, with potential corresponding results on the performance of the Fund and its investments.

Additionally, wars, military conflicts, sanctions, acts of terrorism, sustained elevated inflation, supply chain issues, the institution of tariffs or other trade barriers, or other events could have a significant negative impact on global financial markets and economies. Russia's military incursions in Ukraine have led to, and may lead to additional sanctions being levied by the United States, European Union and other countries against Russia. The ongoing hostilities between the two countries could result in additional widespread conflict and could have a severe adverse effect on the region and certain markets. Sanctions on Russian exports could have a significant adverse impact on the Russian economy and related markets and could affect the value of the Fund's investments, even beyond any direct exposure the Fund may have to the region or to adjoining geographic regions. The extent and duration of the military action, sanctions and resulting market disruptions are impossible to predict, but could have a severe adverse effect on the region, including significant negative impacts on the economy and the markets for certain securities and commodities, such as oil and natural gas. Furthermore, the possibility of a prolonged conflict between Hamas and Israel, and the potential expansion of the conflict in the surrounding areas and the involvement of other nations in such conflict, such as the Houthi movement's attacks on marine vessels in the Red Sea, could further destabilize the Middle East region and introduce new uncertainties in global markets, including the oil and natural gas markets. How long such tensions and related events will last cannot be predicted. These tensions and any related events could have significant impact on the Fund performance and the value of an investment in the Fund.

- **Natural Disaster/Epidemic Risk** – Natural or environmental disasters, such as earthquakes, fires, floods, hurricanes, tsunamis and other severe weather-related phenomena generally, and widespread disease, including pandemics and epidemics (for example, COVID-19), have been and can be highly disruptive to economies and markets and have recently led, and may continue to lead, to increased market volatility and significant market losses. Such natural disaster and health crises could exacerbate political, social, and economic risks, and result in significant breakdowns, delays, shutdowns, social isolation, and other disruptions to important global, local and regional supply chains affected, with potential corresponding results on the operating performance of each Fund and its investments. A climate of uncertainty and panic, including the contagion of infectious viruses or diseases, may adversely affect global, regional, and local economies and reduce the availability of potential investment opportunities, and increases the difficulty of performing due diligence and modeling market conditions, potentially reducing the accuracy of financial projections. Under these circumstances, each Fund may

have difficulty achieving its investment objectives which may adversely impact Fund performance. Further, such events can be highly disruptive to economies and markets, significantly disrupt the operations of individual companies (including, but not limited to, each Fund's investment advisor, third party service providers, and counterparties), sectors, industries, markets, securities and commodity exchanges, currencies, interest and inflation rates, credit ratings, investor sentiment, and other factors affecting the value of each Fund's investments. These factors can cause substantial market volatility, exchange trading suspensions and closures, changes in the availability of and the margin requirements for certain instruments, and can impact the ability of each Fund to complete redemptions and otherwise affect Fund performance and Fund trading in the secondary market. A widespread crisis would also affect the global economy in ways that cannot necessarily be foreseen. How long such events will last and whether they will continue or recur cannot be predicted. Impacts from these events could have a significant impact on each Fund's performance, resulting in losses to your investment.

- **Operational Risk** – The Fund, its service providers, Authorized Participants, and the relevant listing exchange are subject to operational risks arising from, among other things, human error, systems and technology errors and disruptions, failed or inadequate controls, and fraud. These errors may adversely affect the Fund's operations, including its ability to execute its investment process, calculate or disseminate its NAV or intraday indicative optimized portfolio value in a timely manner, and process creations or redemptions. While the Fund seeks to minimize such events through controls and oversight, there may still be failures and the Fund may be unable to recover any damages associated with such failures. These failures may have a material adverse effect on the Fund's returns.
- **Portfolio Turnover Risk** – The Fund may incur high portfolio turnover to manage the Fund's investment exposure. Additionally, active market trading of the Fund's shares may cause more frequent creation or redemption activities that could, in certain circumstances, increase the number of portfolio transactions. High levels of portfolio transactions increase brokerage and other transaction costs and may result in increased taxable capital gains. Each of these factors could have a negative impact on the performance of the Fund.
- **Securities Lending Risk** – The Fund may engage in securities lending. Securities lending involves the risk, as with other extensions of credit, that the Fund may lose money because (a) the borrower of the loaned securities fails to return the securities in a timely manner or at all or (b) it loses its rights in the collateral should the borrower fail financially. The Fund could also lose money in the event of a decline in the value of collateral provided for loaned securities or a decline in the value of any investments made with cash collateral. These events could also trigger adverse tax conse-

quences for the Fund. In determining whether to lend securities, ProShare Advisors or the Fund's securities lending agent will consider relevant facts and circumstances, including the creditworthiness of the borrower.

- **Trading Risks** – The shares of each Fund are listed for trading on the listing exchange identified on the cover of this Prospectus, may be listed or traded on U.S. and non-U.S. stock exchanges other than such exchange, and may trade on an electronic communications network. Nevertheless, there can be no assurance that an active trading market for such shares will develop or be maintained. Trading in shares of the Fund on an exchange may be halted due to market conditions or for reasons that, in the view of an exchange, make trading in shares inadvisable. In addition, trading in shares of the Fund on an exchange is subject to trading halts caused by extraordinary market volatility pursuant to exchange "circuit breaker" rules. There can be no assurance that the requirements of the exchange necessary to maintain the listing of the Fund will continue to be met or will remain unchanged or that the shares of the Fund will trade with any volume, or at all, on any stock exchange or other venue.
- **Valuation Risk** – In certain circumstances (e.g., if ProShare Advisors believes market quotations are not reliable, or a trading halt closes an exchange or market early), ProShare Advisors may, pursuant to procedures approved by the Board of Trustees of the Fund, choose to determine a fair value price as the basis for determining the value of such investment for such day. The fair value of an investment determined by ProShare Advisors may be different from other value determinations of the same investment. Portfolio investments that are valued using techniques other than market quotations, including "fair valued" investments, may be subject to greater fluctuation in their value from one day to the next than would be the case if market quotations were used. In addition, there is no assurance that the Fund could sell a portfolio investment for the value established for it at any time, and it is possible that the Fund would incur a loss because a portfolio investment is sold at a discount to its established value.
- **Liquidity Risk** – In certain circumstances, such as the disruption of the orderly markets for the financial instruments in which the Fund invests, the Fund might not be able to acquire or dispose of certain holdings quickly or at prices that represent true market value in the judgment of ProShare Advisors. Markets for the financial instruments in which the Fund invests may be disrupted by a number of events, including but not limited to economic crises, political crises, health crises, natural disasters, excessive volatility, new legislation, or regulatory changes inside or outside of the U.S. For example, regulation limiting the ability of certain financial institutions to invest in certain financial instruments would likely reduce the liquidity of those instruments. These situations may prevent the Fund from limiting losses or realizing gains.

- **Tax Risk** – In order to qualify for the special tax treatment accorded a regulated investment company (“RIC”) and its shareholders, the Fund must derive at least 90% of its gross income for each taxable year from “qualifying income,” meet certain asset diversification tests at the end of each taxable quarter, and meet annual distribution requirements. The Fund’s pursuit of its investment strategies will potentially be limited by the Fund’s intention to qualify for such treatment and could adversely affect the Fund’s ability to so qualify. The Fund may make certain investments, the treatment of which for these purposes is unclear. If, in any year, the Fund were to fail to qualify for the special tax treatment accorded a RIC and its shareholders, and were ineligible to or were not to cure such failure, the Fund would be taxed in the same manner as an ordinary corporation subject to U.S. federal income tax on all its income at the fund level. The resulting taxes could substantially reduce the Fund’s net assets and the amount of income available for distribution. In addition, in order to requalify for taxation as a RIC, the Fund could be required to recognize unrealized gains, pay substantial taxes and interest, and make certain distributions. Please see the section entitled “Taxation” in the Statement of Additional Information for more information.
- **Risks of Government Regulation** –The Financial Industry Regulatory Authority (“FINRA”) issued a notice on March 8, 2022 seeking comment on measures that could prevent or restrict investors from buying a broad range of public securities designated as “complex products” – which could include the leveraged and inverse funds offered by ProShare Advisors. The ultimate impact, if any, of these measures remains unclear. However, if regulations are adopted, they could, among other things, prevent or restrict investors’ ability to buy the funds.

Additional Securities, Instruments and Strategies

This section describes additional securities, instruments and strategies that may be utilized by the Fund that are not principal investment strategies of the Fund unless otherwise noted in the Fund’s description of principal strategies in the Fund’s Summary Prospectus. Additional Information about the types of investments that the Fund may make is set forth in the SAI.

In certain circumstances, the Fund may gain exposure to only a representative sample of the securities in the index, which exposure is intended to have aggregate characteristics similar to the index. In addition, the Fund may overweight or underweight certain components contained in its underlying index, or invest in investments not contained in the index but that are designed to provide the requisite exposure to the index.

- **Derivatives** are financial instruments whose value is derived from the value of an underlying asset or assets, such as stocks, bonds, funds (including ETFs), interest rates or indexes. The Fund may invest in derivatives as a substitute for directly investing in or shorting stocks, debt or other

assets in order to gain exposure or inverse exposure to an index. These derivatives may include:

- **Swap Agreements** – Contracts entered into primarily with major financial institutions for a specified period ranging from a day to more than one year. In a standard “swap” transaction, two parties agree to exchange the return (or differentials in rates of return) earned or realized on particular predetermined investments or instruments. The gross return to be exchanged or “swapped” between the parties is calculated with respect to a “notional amount,” e.g., the return on or change in value of a particular dollar amount invested in a “basket” of securities or an ETF representing a particular index.

In addition, certain Funds may use a combination of swaps on an underlying index and swaps on an ETF (an “Underlying ETF”) that is designed to track the performance of that index or similar index. The performance of an Underlying ETF may not track the performance of its underlying index due to embedded costs and other factors. Thus, to the extent one of these Funds invests in swaps that use an Underlying ETF as the reference asset, the Fund may be subject to greater correlation risk and may not achieve as high a degree of correlation with its index as it would if the Fund only used swaps on the underlying index.

Moreover, with respect to the use of swap agreements, if an index has a dramatic intraday move that causes a material decline in a Fund’s net assets, the terms of a swap agreement between such Fund and its counterparty may permit the counterparty to immediately close out the transaction with the Fund. In that event, a Fund may be unable to enter into another swap agreement or invest in other derivatives to achieve the desired exposure consistent with its investment objective. This, in turn, may prevent a Fund from achieving its investment objective, even if the index reverses all or a portion of its intraday move by the end of the day. Any costs associated with using derivatives may also have the effect of lowering a Fund’s return.

- **Futures Contracts** – Standardized contracts traded on, or subject to the rules of, an exchange that call for the future delivery of a specified quantity and type of asset at a specified time and place or, alternatively, may call for a cash settlement. The contractual obligations of a buyer or seller holding a futures contract to expiration may generally be satisfied by taking or making physical delivery of the underlying reference asset or settling in cash as designated in the contract specifications. Alternatively, futures contracts may be closed out prior to expiration by making an offsetting sale or purchase of an identical futures contract on the same or linked exchange before the designated date of delivery. Once this date is reached, the futures contract “expires.” As the futures contracts held by the Fund near expiration,

they are generally closed out and replaced by contracts with a later expiration. This process is referred to as “rolling.” The Fund would not intend to take physical delivery of any reference assets underlying a futures contract, but instead “roll” any positions.

When the market for these contracts is such that the prices are higher in the more distant delivery months than in the nearer delivery months, the sale during the course of the “rolling process” of the more nearby contract would take place at a price that is lower than the price of the more distant contract. This pattern of higher futures prices for longer expiration futures contracts is often referred to as “contango.” Alternatively, when the market for these contracts is such that the prices are higher in the nearer months than in the more distant months, the sale during the course of the “rolling process” of the more nearby contract would take place at a price that is higher than the price of the more distant contract. This pattern of higher futures prices of shorter expiration futures contracts is referred to as “backwardation.”

There have been extended periods in which contango or backwardation has existed in the futures contract markets for various types of futures contracts, and such periods can be expected to occur in the future. The presence of contango in certain commodity futures contracts at the time of rolling would be expected to adversely affect long positions held by the Fund and positively affect short positions held by the Fund. Similarly, the presence of backwardation in certain commodity futures contracts at the time of rolling such contracts would be expected to adversely affect short positions held by the Fund and positively affect long positions held by the Fund.

Obtaining investment exposure through derivatives may be considered aggressive. When derivatives are used, there may be imperfect correlation between the value of the reference asset(s) underlying the derivative (e.g., the securities of an index) and the derivative, which may prevent the Fund from achieving its investment objective. Because derivatives often require limited initial investment, the use of derivatives also may expose the Fund to risks different from, or possibly greater than, the risks associated with investing directly in the reference asset(s) underlying the derivative. These include: 1) the risk that there may be imperfect correlation between the price of the financial instruments and movements in the price of the reference asset(s); 2) the risk that an instrument is mispriced; 3) credit or counterparty risk on the amount the Fund expects to receive from a counterparty; 4) the risk that securities prices, interest rates and currency markets will move adversely and the Fund will incur significant losses; 5) the risk the cost of holding a financial instrument might exceed its total return; and 6) the possible absence of a liquid secondary market for a particular instrument and possible exchange-imposed price fluctuation limits, either of

which may make it difficult or impossible to adjust the Fund’s position in a particular instrument when desired.

- **Money Market Instruments** are short-term debt instruments that have a remaining maturity of 397 days or less and exhibit high quality credit profiles. Money market instruments may include U.S. government securities, securities issued by governments of other developed countries and repurchase agreements.
 - **U.S. Treasury Bills** are U.S. government securities that have initial maturities of one year or less, and are supported by the full faith and credit of the U.S. government.
 - **Repurchase Agreements** are contracts in which a seller of securities, usually U.S. government securities or other money market instruments, agrees to buy the securities back at a specified time and price.
- **Securities Lending** – The Fund may lend securities to brokers, dealers and financial organizations under guidelines adopted by the Board. The Fund may loan up to one-third of the value of the Fund’s total assets (including the value of any collateral received). Each loan may be secured by collateral in the form of cash, Money Market Instruments or U.S. Government securities.

Precautionary Notes

A Precautionary Note to Retail Investors – The Depository Trust Company (“DTC”), a limited trust company and securities depository that serves as a national clearinghouse for the settlement of trades for its participating banks and broker-dealers, or its nominee will be the registered owner of all outstanding shares of each Fund. Your ownership of shares will be shown on the records of DTC and the DTC Participant broker through whom you hold the shares. PROSHARES TRUST WILL NOT HAVE ANY RECORD OF YOUR OWNERSHIP. Your account information will be maintained by your broker, who will provide you with account statements, confirmations of your purchases and sales of shares, and tax information. Your broker also will be responsible for furnishing certain cost basis information and ensuring that you receive shareholder reports and other communications from the Fund whose shares you own. Typically, you will receive other services (e.g., average cost information) only if your broker offers these services.

A Precautionary Note to Purchasers of Creation Units – You should be aware of certain legal risks unique to investors purchasing Creation Units directly from the issuing Fund. Because new shares from the Fund may be issued on an ongoing basis, a “distribution” of that Fund’s shares could be occurring at any time. As a dealer, certain activities on your part could, depending on the circumstances, result in your being deemed a participant in the distribution, in a manner that could render you a statutory underwriter and subject you to the prospectus delivery and liability provisions of the Securities Act of 1933. For example, you could be deemed a statutory underwriter if you purchase Creation Units from an issuing Fund, break

them down into the constituent shares, and sell those shares directly to customers, or if you choose to couple the creation of a supply of new shares with an active selling effort involving solicitation of secondary market demand for shares. Whether a person is an underwriter depends upon all of the facts and circumstances pertaining to that person's activities, and the examples mentioned here should not be considered a complete description of all the activities that could cause you to be deemed an underwriter. Dealers who are not "underwriters," but are participating in a distribution (as opposed to engaging in ordinary secondary market transactions), and thus dealing with shares as part of an "unsold allotment" within the meaning of Section 4(3)(C) of the Securities Act, will be unable to take advantage of the prospectus delivery exemption provided by Section 4(3) of the Securities Act.

A Precautionary Note to Investment Companies – For purposes of the 1940 Act, each Fund is a registered investment company, and the acquisition of the Fund's shares by other investment companies is subject to the restrictions of Section 12(d)(1) thereof. Any investment company considering purchasing shares of the Fund in amounts that would cause it to exceed the restrictions of Section 12(d)(1) should contact the Trust. Rule 12d1-4 under the 1940 Act permits investments in acquired funds in excess of the limits of Section 12(d)(1) subject to certain conditions. Among these conditions, prior to a fund acquiring securities of another fund exceeding the limits of Section 12(d)(1), the acquiring fund must enter into a "Fund of Funds Investment Agreement" with the acquired fund setting forth the material terms of the arrangement.

A Precautionary Note Regarding Unusual Circumstances – ProShares Trust can, in its discretion, postpone payment of redemption proceeds for any period during which: (1) the applicable Exchange is closed other than customary weekend and holiday closings; (2) trading on the applicable Exchange is restricted; (3) any emergency circumstances exist, as determined by the SEC; (4) the SEC by order permits for the protection of shareholders of the Fund; and (5) for up to 14 calendar days for any Fund holding non-U.S. investments during a period of an international local holiday, as further described in the SAI.

A Precautionary Note Regarding Regulation of Derivatives – Current global regulation of and future regulatory changes with respect to derivatives regulations may alter, perhaps to a material extent, the nature of an investment in the Fund or the ability of the Fund to continue to implement its investment strategies.

The derivatives markets are subject to comprehensive statutes, and regulations, including margin requirements. In addition, certain regulators including the CFTC and the exchanges are authorized to take extraordinary actions in the event of a market emergency, including, for example, in respect of the futures markets, the implementation of higher margin requirements, the establishment of daily price limits

and the suspension of trading. The regulation of derivative transactions (including swaps and futures transactions) is an evolving area of law and is subject to modification by government and judicial action. The full impact of derivatives regulations on the Fund is difficult to predict, but could be substantial and adverse.

In particular, the Dodd-Frank Wall Street Reform and Consumer Protection Act (the "Dodd-Frank Act") made broad changes to the OTC derivatives market and granted significant authority to regulators, including the SEC and CFTC to regulate OTC derivatives and market participants. The European Union, the United Kingdom, and some other countries have implemented and continue to implement similar requirements that will affect a Fund when it enters into derivatives transactions with a counterparty organized in those jurisdictions or otherwise subject to applicable derivatives regulations. Global derivatives regulations include clearing, trade execution, margin and reporting requirements.

In addition, the SEC has adopted Rule 18f-4 under the 1940 Act providing for the regulation of registered investment companies' use of derivatives and certain related instruments. The rule, among other things, limits derivatives exposure through one of two value-at-risk tests and eliminates the asset segregation framework for covering derivatives and certain financial instruments arising from the SEC's Release 10666 and ensuing staff guidance. Limited derivatives users (as determined by Rule 18f-4) are not, however, subject to the full requirements under the rule.

Regulations can, among other things, adversely affect the value of the investments held by the Fund, restrict the Fund's ability to engage in derivatives transactions (for example, by making certain derivatives transactions no longer available to that Fund) and/or increase the costs of such derivatives transactions (for example, by increasing margin or capital requirements), which could adversely affect investors. It is also unclear how regulatory changes will affect counterparty risk. In particular, position limits imposed on the Fund or its counterparties may impact that Fund's ability to invest in a manner that efficiently meets its investment objective, and requirements, including capital and mandatory clearing for certain swaps, may increase the cost of the Fund's investments and cost of doing business, which could adversely affect investors. Because these requirements are evolving, their ultimate impact remains unclear.

Additional Information About the Index, the Index Providers and the Index Calculation Agent

The Fund operates pursuant to licensing agreements for the use of the relevant index. A brief description of the Fund's index is included in each Summary Prospectus, as supplemented below:

NASDAQ INC.

ProShares Short QQQ Top 30, ProShares Ultra QQQ Top 30,

and ProShares UltraShort QQQ Top 30 (the “Nasdaq Funds”) are not sponsored, endorsed, sold or promoted by The Nasdaq Inc. or its affiliates or subsidiaries. (The Nasdaq Inc., collectively with its affiliates and subsidiaries, are referred to as “Nasdaq”). Nasdaq has not passed on the legality or suitability of, or the accuracy or adequacy of descriptions and disclosures relating to, the Nasdaq Funds. Nasdaq makes no representation or warranty, express or implied, to the owners of the Nasdaq Funds or any member of the public regarding the advisability of investing in securities generally or in the Nasdaq Funds particularly. Nasdaq has no liability in connection with the administration, marketing or trading of the Nasdaq Funds. Nasdaq does not guarantee the accuracy or completeness of the data on which the intraday portfolio value (the “IPV”) calculations are based or the actual computation of the value of the IPV, nor shall Nasdaq be responsible for any delays in the computation or dissemination of the IPVs. Nas-

daq makes no warranty, express or implied, as to results to be obtained by the Nasdaq Funds, or any other person or entity from the use of the IPVs or any data included therein. Nasdaq makes no express or implied warranties, and expressly disclaims all warranties of merchantability or fitness for a particular purpose or use with respect to the IPVs or any data included therein. Without limiting any of the foregoing, in no event shall Nasdaq have any liability for any lost profits or special, incidental, punitive, indirect, or consequential damages, even if notified of the possibility of such damages.

Portfolio Holdings Information

A description of the Trust’s policies and procedures with respect to the disclosure of each Fund’s portfolio holdings is available in the SAI. Each Fund’s portfolio holdings are posted on a daily basis to the Fund’s website (www.proshares.com).

Management of ProShares Trust

Board of Trustees and Officers

The Board is responsible for the general supervision of each Fund. The officers of the Trust are responsible for the day-to-day operations of each Fund.

Investment Advisor

ProShare Advisors, located at 7272 Wisconsin Avenue, 21st Floor, Bethesda, Maryland 20814, serves as the investment adviser to each Fund and provides investment advice and management services to each Fund. ProShare Advisors oversees the investment and reinvestment of the assets in each Fund.

For its investment advisory services, each Fund pays ProShare Advisors a fee at an annualized rate based on its average daily net assets, of 0.75%. ProShare Advisors has entered into an Advisory Fee Waiver Agreement for each of these Funds that reduces the annualized rate based on its average daily net assets, as follows: 0.75% of the first \$4.0 billion of average daily net assets of the Fund; 0.70% of the average daily net assets of the Fund over \$4.0 billion to \$5.5 billion; 0.65% of the average daily net assets of the Fund over \$5.5 billion to \$7.0 billion; 0.60% of the average daily net assets of the Fund over \$7.0 billion to \$8.5 billion; and 0.55% of the average daily net assets of the Fund over \$8.5 billion. This fee waiver arrangement will remain in effect through at least September 30, 2026 and prior to such date ProShare Advisors may not terminate the arrangement without the approval of the Board.

A discussion regarding the basis for the Board approving the investment advisory agreement for each Fund is expected to be included in the Trust's first report to shareholders that includes each Fund.

Portfolio Management

The following individuals have responsibility for the day-to-day management of each Fund as set forth in the Summary Prospectus relating to each Fund. The Portfolio Managers' business experience for the past five years is listed below. Additional information about the Portfolio Managers' compensation, other accounts managed by the Portfolio Managers and their ownership of other investment companies can be found in the SAI.

Michael Neches, ProShare Advisors: Senior Portfolio Manager since November 2010. ProFund Advisors LLC: Senior Portfolio Manager since October 2010. ProShare Capital Management LLC: Senior Portfolio Manager from June 2012 through September 2013.

Devin Sullivan, ProShare Advisors: Portfolio Manager since September 2016 and Associate Portfolio Manager from December 2011 to August 2016. ProFund Advisors: Portfolio Manager since September 2016 and Associate Portfolio Manager from December 2011 to August 2016.

Other Service Providers

SEI Investments Distribution Co. (the "Distributor"), located at One Freedom Valley Drive, Oaks, PA 19456, acts as the distributor and principal underwriter in all fifty states and the District of Columbia. JPMorgan Chase Bank, N.A. ("JPMorgan"), located at One Beacon Street, 19th Floor, Boston, MA 02108, acts as the administrator to each Fund, providing operational and certain administrative services. In addition, JPMorgan acts as the Custodian and Index Receipt Agent. Ultimus Fund Solutions, LLC ("Ultimus"), located at 225 Pictoria Drive, Suite 450, Cincinnati, Ohio 45246, provides legal administration services to the Trust.

ProShare Advisors also performs certain management services, including client support and other administrative services, for each Fund under a Management Services Agreement. ProShare Advisors is entitled to receive annual fees equal to 0.10% of the average daily net assets of each Fund for such services.

Additional Information

The Trust enters into contractual arrangements with various parties who provide services to each Fund including, ProShare Advisors, each Fund's administrator and fund accounting agent, custodian, transfer agent, and distributor. Shareholders are not parties to, or intended (or "third-party") beneficiaries of, any of those contractual arrangements, and those contractual arrangements are not intended to create in any individual shareholder or group of shareholders any right to enforce them against the service providers or to seek any remedy under them against the service providers, either directly or on behalf of the Trust.

This Prospectus provides information concerning the Trust and each Fund that you should consider in determining whether to purchase shares of the Fund. None of this Prospectus, the SAI or any contract that is an exhibit to the Trust's registration statement, is intended to, nor does it, give rise to an agreement or contract between the Trust or the Fund and any investor, or give rise to any contract or other rights in any individual shareholder, group of shareholders or other person except as may be otherwise provided by federal or state securities laws.

A shareholder may bring a derivative action on behalf of the Trust only if the shareholder or shareholders first make a pre-suit demand upon the Trustees to bring the subject action unless an effort to cause the Trustees to bring such action is excused. A demand on the Trustees shall only be excused if a majority of the Board of Trustees, or a majority of any committee established to consider such action, has a personal financial interest in the action at issue. A Trustee shall not be deemed to have a personal financial interest in an action or otherwise be disqualified from ruling a shareholder demand by virtue of the fact that such Trustee receives remuneration

from their service on the Board of Trustees of the Trust or on the boards of one or more investment companies with the same or an affiliated investment advisor or underwriter.

Determination of NAV

The NAV per share of each Fund is computed by dividing the value of the net assets of the Fund (i.e., the value of its total assets less total liabilities) by its total number of shares outstanding. Expenses and fees are accrued daily and taken into account for purposes of determining NAV. The NAV of each Fund is calculated by JPMorgan and is generally determined each business day as of the close of regular trading on the exchange on which the shares of the Fund are listed (typically calculated as of 4:00 p.m. Eastern Time). Securities and other assets are generally valued at their market value using information provided by a pricing service or market quotations. Securities that are listed or traded on a stock exchange or the Nasdaq or National Market System are generally valued at the closing price, if available, on the exchange or market where the security is principally traded (including the Nasdaq Official Closing Price). Short-term securities are generally valued using market prices or at amortized cost. In addition, certain derivatives linked to an index may be valued based on the performance of one or more U.S. ETFs or instruments that reflect the values of the securities in such index, when the level of the index is not computed as of the close of the U.S. securities markets. Routine valuation of certain derivatives is performed using procedures approved by the Board.

When a market price is not readily available, securities and other assets are valued at fair value in good faith. The Board has designated ProShare Advisors as “valuation designee” to perform fair value determinations for all of the Funds’ investments for which market quotations are not readily available (or are deemed unreliable). The Board shall oversee ProShare Advisors’ fair value determinations and its performance as valuation designee. The use of a fair valuation methodology may be appropriate if, for example: (i) ProShare Advisors believes market quotations do not accurately reflect fair value of an investment; (ii) ProShare Advisors believes an investment’s value has been materially affected by events occurring after the close of the exchange or market on which the investment is principally traded (for example, a foreign exchange or market); (iii) a trading halt closes an exchange or market early; or (iv) other events result in an exchange or market delaying its normal close. Fair valuation has the risk that the valuation may be higher or lower than the securities might actually command if the Fund sold them. See the SAI for more details.

To the extent the Fund’s portfolio investments trade in markets on days or at times when the Fund is not open for business or when the primary exchange for the shares is not open, the value of the Fund’s assets may vary, shareholders may not be able to purchase or sell Fund shares and Authorized Participants may not be able to create or redeem Creation Units. In addition, certain portfolio investments may not be traded on days or at times the Fund is open for business. In particu-

lar, calculation of the NAV of the Fund may not take place contemporaneously with the determination of the prices of foreign securities used in NAV calculations.

Exchanges are open every week, Monday through Friday, except when the following holidays are celebrated: New Year’s Day, Martin Luther King, Jr. Day (the third Monday in January), President’s Day (the third Monday in February), Good Friday, Memorial Day (the last Monday in May), Juneteenth National Independence Day, Independence Day, Labor Day (the first Monday in September), Thanksgiving Day (the fourth Thursday in November) and Christmas Day. An Exchange may close early on the business day before each of these holidays and on the day after Thanksgiving Day. Exchange holiday schedules are subject to change without notice. If the Exchange on which the shares of the Fund are listed closes early, the NAV may be calculated at the close of regular trading or at its normal calculation time. If the exchange or market on which the Fund’s investments are primarily traded closes early, the NAV may be calculated prior to its normal calculation time. Creation/redemption transaction order time cutoffs would also be accelerated.

Distributions

As a shareholder on the Fund record date, you will earn a share of the investment income and net realized capital gains, if any, derived from the Fund’s direct security holdings and derivative instruments. You will receive such earnings as either an income dividend or a capital gains distribution. Each Fund intends to declare and distribute net investment income, if any, and net realized capital gains, if any, to its shareholders at least annually. Subject to Board approval, some or all of any net realized capital gains distribution may be declared payable in either additional shares of the distributing Fund or in cash.

Distributions may be declared and paid more frequently to comply with the distribution requirements of the Internal Revenue Code or for other reasons.

Dividend Reinvestment Services

As noted above under “Distributions”, the Fund may declare a distribution from net realized capital gains to be payable in additional shares or cash. Even if the Fund does not declare a distribution to be payable in shares, brokers may make available to their customers who own shares the DTC book-entry dividend reinvestment service. If this service is available and used, dividend distributions of both income and capital gains will automatically be reinvested in additional whole shares of the same Fund. Without this service, investors would have to take their distributions in cash. To determine whether the dividend reinvestment service is available and whether there is a commission or other charge for using this service, please consult your broker.

Frequent Purchases and Redemptions of Shares

The Board has not adopted a policy of monitoring for frequent purchases and redemptions of shares that appear to attempt

to take advantage of potential arbitrage opportunities. The Board believes this is appropriate because ETFs, such as each Fund, are intended to be attractive to arbitrageurs, as trading activity is critical to ensuring that the market price of shares remains at or close to NAV.

Taxes

The following is certain general information about taxation of each Fund:

- Each Fund intends to qualify for treatment as a “regulated investment company” (“RIC”) for U.S. federal income tax purposes. In order to so qualify, each Fund must meet certain tests with respect to the sources and types of its income, the nature and diversification of its assets, and the timing and amount of its distributions.
- If the Fund qualifies for treatment as a RIC, it is not subject to federal income tax on net investment income and net realized capital gains that the Fund timely distributes to its shareholders. If the Fund were to fail to so qualify, and were ineligible to or otherwise did not cure such failure, its taxable income and gains would be subject to tax at the Fund level, and distributions from earnings and profits would be taxable to shareholders as ordinary income.
- Investments by the Fund in options, futures, forward contracts, swap agreements and other derivative financial instruments are subject to numerous special and complex tax rules. These rules could affect the amount, timing or character of the distributions to shareholders by the Fund. In addition, because the application of these rules may be uncertain under current law, an adverse determination or future Internal Revenue Service guidance with respect to these rules may affect whether the Fund has made sufficient distributions, and otherwise satisfied the relevant requirements, to maintain its qualification as a RIC and avoid fund-level tax.
- Investments by the Fund in debt obligations issued or purchased at a discount and certain derivative instruments could cause the Fund to recognize taxable income in excess of the cash generated by such investments, potentially requiring the Fund to dispose of investments (including when otherwise disadvantageous to do so) in order to meet its distribution requirements, and such investments could affect the amount, timing or character of the income distributed to shareholders by the Fund. Investments by the Fund in shares of other investment companies could affect the amount, timing or character of the Fund’s distributions to shareholders relative to the Fund’s distributions had it invested directly in the securities held by the other investment companies.
- In order to qualify for the special tax treatment accorded a RIC and its shareholders, the Fund must derive at least 90% of its gross income for each taxable year from “qualifying income,” meet certain asset diversification tests at the end of each taxable quarter, and meet annual distribu-

tion requirements. The Fund’s pursuit of its investment strategies will potentially be limited by the Fund’s intention to qualify for such treatment and could adversely affect the Fund’s ability to so qualify. The Fund can make certain investments, the treatment of which for these purposes is unclear. If, in any year, the Fund were to fail to qualify for the special tax treatment accorded a RIC and its shareholders, and were ineligible to or were not to cure such failure, the Fund would be taxed in the same manner as an ordinary corporation subject to U.S. federal income tax on all its income at the fund level. The resulting taxes could substantially reduce the Fund’s net assets and the amount of income available for distribution. In addition, in order to requalify for taxation as a RIC, the Fund could be required to recognize unrealized gains, pay substantial taxes and interest, and make certain distributions. Please see the Statement of Additional Information for more information.

Taxable investors should be aware of the following basic tax points:

- Distributions are taxable to you for federal income tax purposes whether you receive them in cash or reinvest them in additional shares.
- Distributions declared in October, November or December of one year payable to shareholders of record in such month and paid by the end of January of the following year are taxable for federal income tax purposes as if received on December 31 of the calendar year in which the distributions were declared.
- Any distributions from income or short-term capital gains that you receive generally are taxable to you as ordinary dividends for federal income tax purposes. Ordinary dividends you receive that the Fund reports as “qualified dividend income” may be taxed at the same rates as long-term capital gains, but will not be considered long-term capital gains for other federal income tax purposes, including the calculation of net capital losses.
- Any distributions of net long-term capital gains are taxable to you for federal income tax purposes as long-term capital gains includible in net capital gain and taxable to individuals at reduced rates, no matter how long you have owned your Fund shares.
- Distributions from net realized capital gains may vary considerably from year to year as a result of the Fund’s normal investment activities and cash flows.
- The Code generally imposes a 3.8% Medicare contribution tax on the “net investment income” of certain individuals, trusts and estates to the extent their income exceeds certain threshold amounts. For these purposes, “net investment income” generally includes, among other things, (i) distributions paid by the Fund of ordinary dividends and capital gain dividends, and (ii) any net gain from the sale, redemption or exchange of Fund shares. Shareholders are

advised to consult their tax advisors regarding the possible implications of this additional tax on their investment in the Fund.

- A sale or exchange of Fund shares is a taxable event. This means that you may have a capital gain to report as income, or a capital loss to report as a deduction, when you complete your federal income tax return.
- Dividend and capital gain distributions that you receive, as well as your gains or losses from any sale or exchange of Fund shares, may be subject to state and local income taxes.
- Dividends paid to a shareholder that is not a “United States person” within the meaning of the Code (such a shareholder, a “foreign person”) that the Fund properly reports as capital gain dividends, short-term capital gain dividends or interest-related dividends, each as further defined in the SAI, are not subject to withholding of U.S. federal income tax, provided that certain other requirements are met. The Fund (or intermediary, as applicable) is permitted, but is not required, to report any part of its dividends as are eligible for such treatment. The Fund’s dividends other than those the Fund properly reports as capital gain dividends, short-term capital gain dividends or interest-related dividends generally will be subject to withholding of U.S. federal income tax at a rate of 30% (or lower applicable treaty rate). Special tax considerations may apply to foreign persons investing in the Fund. Please see the SAI for more information.
- The Fund’s income from or the proceeds of dispositions of its non-U.S. investments may be subject to withholding and other taxes imposed by foreign countries, which will reduce the Fund’s return on and taxable distributions in respect of its non-U.S. investments. Tax conventions between certain countries and the United States may reduce or eliminate these taxes. If more than 50% of the value of the Fund’s total assets at the close of a taxable year consists of securities of foreign corporations, the Fund will be eligible to elect to “pass through” to you foreign income taxes that it has paid. If this election is made, you will be required to include your share of those taxes in gross income as a distribution from the Fund and you generally will be allowed to claim a credit (or a deduction, if you itemize deductions) for these amounts on your federal U.S. income tax return, subject to certain limitations.
- By law, a percentage of your distributions and proceeds will generally be withheld if you have not provided a taxpayer identification number or social security number, have underreported dividend or interest income or have failed to certify to the Fund or its agent that you are not subject to this withholding.

In addition, taxable investors who purchase or redeem Creation Units should be aware of the following:

- A person who exchanges securities for Creation Units generally will recognize a gain or loss equal to the difference

between the market value of the Creation Units at the time of the exchange and the exchanger’s aggregate basis in the securities surrendered and any cash amount paid.

- A person who exchanges Creation Units for securities generally will recognize a gain or loss equal to the difference between the exchanger’s basis in the Creation Units and the aggregate market value of the securities received and any cash received. However, all or a portion of any loss a person realizes upon an exchange of Creation Units for securities will be disallowed by the Internal Revenue Service if such person purchases other substantially identical shares of the Fund within 30 days before or after the exchange. In such case, the basis of the newly purchased shares will be adjusted to reflect the disallowed loss.

Note: This Prospectus provides general U.S. federal income tax information only. Your investment in the Fund may have other tax implications. If you are investing through a tax-deferred retirement account, such as an individual retirement account (IRA), special tax rules apply. Please consult your tax advisor for detailed information about the Fund’s tax consequences for you. See “Taxation” in the SAI for more information.

Premium/Discount Information

The Trust’s website (www.proshares.com) has information about the premiums and discounts for each Fund. Premiums or discounts are the differences between the NAV and market price of the Fund on a given day, generally at the time NAV is calculated. A premium is the amount that the Fund is trading above the NAV. A discount is the amount that the Fund is trading below the NAV.

Escheatment

Many states have unclaimed property rules that provide for transfer to the state (also known as “escheatment”) of unclaimed property under various circumstances. These circumstances include inactivity (e.g., no owner-initiated contact for a certain period), returned mail (e.g., when mail sent to a shareholder is returned by the post office as undeliverable), or a combination of both inactivity and returned mail. Unclaimed or inactive accounts may be subject to escheatment laws, and each Fund and each Fund’s transfer agent will not be liable to shareholders and their representatives for good faith compliance with those laws.

Distribution (12b-1) Plan

Under a Rule 12b-1 Distribution Plan (the “Plan”) adopted by the Board, each Fund may pay the distributor and financial intermediaries, such as broker-dealers and investment advisors, up to 0.25% on an annualized basis of the average daily net assets of the Fund as reimbursement or compensation for distribution related activities with respect to the Fund. Because these fees would be paid out of each Fund’s assets on an on-going basis, over time these fees would increase the cost of your investment and may cost you more than paying other types of sales charges. No payments have yet been

authorized by the Board, nor are any such expected to be made by the Fund under the Plan during the current fiscal year.

Financial Highlights

Because each Fund has only recently commenced investment operations, no financial highlights are available for each Fund at this time. In the future, financial highlights will be presented in this section of the Prospectus.

This page intentionally left blank.

Investment Company Act file number 811-21114

ProShares Trust

7272 Wisconsin Avenue, 21st Floor, Bethesda, MD 20814

866.PRO.5125 866.776.5125

ProShares.com

You can find additional information about each Fund in its current SAI, dated August 13, 2025, as may be amended from time to time, which has been filed electronically with the SEC and which is incorporated by reference into, and are legally a part of, this Prospectus. Copies of the SAI are available, free of charge, online at each Fund's website (www.proshares.com). You may also request a free copy of the SAI or make inquiries to ProShares Trust by writing us at the address set forth above or calling us toll-free at the telephone number set forth above.

You can find other information about ProShares Trust on the SEC's website (www.sec.gov) or you can get copies of this information after payment of a duplicating fee via email to publicinfo@sec.gov.