

PROSHARES TRUST

**ProShares Short Solana ETF
ProShares UltraShort Solana ETF
(each a “Fund”, together the “Funds”)**

**Supplement dated July 14, 2025
to each Fund’s Summary Prospectus, Statutory Prospectus, and Statement of Additional Information**
(dated July 14, 2025, as supplemented or amended)

* * * * *

Each Fund is not yet available for sale.

*For more information, please contact the Funds at 1-866-776-5125.
Please retain this supplement for future reference.*

PROSPECTUS

JULY 14, 2025

SLOP Short Solana ETF

SLON Ultra Solana ETF

SLO UltraShort Solana ETF

Each Fund is listed on NYSE Arca ("Exchange"). Neither the Securities and Exchange Commission nor any state securities commission has approved or disapproved of these securities or passed upon the accuracy or adequacy of this Prospectus. Any representation to the contrary is a criminal offense.

TABLE OF CONTENTS

3 Summary Section

4 Short Solana ETF

12 Ultra Solana ETF

20 UltraShort Solana ETF

**28 Investment Objectives, Principal
Investment Strategies and Related Risks**

45 Management of ProShares Trust

47 Determination of NAV

47 Distributions

47 Dividend Reinvestment Services

48 Taxes

51 Financial Highlights

Summary Section



Investment Objective

ProShares Short Solana ETF (the “Fund”) seeks daily investment results, before fees and expenses, that correspond to the inverse (-1x) of the daily performance of the Bloomberg Solana Index (the “Index”).

In this manner, the Fund seeks daily returns that correspond to the inverse (-1x) of the price of Solana (SOL). **The Fund does not directly short Solana (SOL).**

Important Information About the Fund

If the Fund is successful in meeting its investment objective, it should gain approximately as much as the Index loses when the Index falls on a given day. Conversely, it should lose approximately as much as the Index gains when the Index rises on a given day. **The Fund does not seek to achieve the inverse (-1x) of the daily performance of the Index (the “Daily Target”) for any period other than a day.**

While the Fund has a daily investment objective, you may hold Fund shares for longer than one day if you believe doing so is consistent with your goals and risk tolerance. **If you hold fund shares for any period other than a day, it is important for you to understand that over your holding period:**

- Your return may be higher or lower than the Daily Target, and this difference may be significant.
- Factors that contribute to returns that are worse than the Daily Target include smaller Index gains or losses and higher Index volatility, as well as longer holding periods when these factors apply.
- Factors that contribute to returns that are better than the Daily Target include larger Index gains or losses and lower Index volatility, as well as longer holding periods when these factors apply.
- The more extreme these factors are, and the more they occur together, the more your return will tend to deviate from the Daily Target.

Fees and Expenses of the Fund

The table below describes the fees and expenses that you may pay if you buy, hold, and sell shares of the Fund. **You may pay other fees, such as brokerage commissions and other fees to financial intermediaries, which are not reflected in the tables and examples below.**

Annual Fund Operating Expenses

(expenses that you pay each year as a percentage of the value of your investment)

Management Fees	0.95%
Other Expenses ¹	0.42%
Total Annual Fund Operating Expenses	1.37%

¹ “Other Expenses” are estimated and include 0.42% of interest

expense and fees charged by futures commission merchants incurred in the course of implementing the Fund’s strategy.

Example: This example is intended to help you compare the cost of investing in the Fund with the cost of investing in other funds.

The example assumes that you invest \$10,000 in the Fund for the time periods indicated and then redeem or hold all of your shares at the end of each period. The example also assumes that your investment has a 5% return each year and that the Fund’s operating expenses remain the same. Although your actual costs may be higher or lower, based on these assumptions your approximate costs would be:

1 Year	3 Years
139	434

The Fund pays transaction and financing costs associated with the purchase and sale of securities and derivatives. These costs are not reflected in the table or the example above.

Portfolio Turnover

The Fund pays transaction costs, such as commissions, when it buys and sells securities (or “turns over” its portfolio). A higher portfolio turnover rate may indicate higher transaction costs and may result in higher taxes when the Fund’s shares are held in a taxable account. These costs, which are not reflected in Annual Fund Operating Expenses or in the example above, affect the Fund’s performance. Because the Fund is newly organized, portfolio turnover information is not yet available.

Principal Investment Strategies

The Fund invests in financial instruments that ProShare Advisors believes, in combination, should produce daily returns consistent with the Daily Target. In this manner, the Fund seeks daily returns that correspond to the inverse (-1x) of the price of Solana (SOL). **The Fund does not directly short Solana (SOL).**

SOL, commonly referred to as Solana, is a digital asset. The ownership and operation of Solana (SOL) is determined by participants in an online, peer-to-peer network sometimes referred to as the “Solana network.” The Solana network connects computers that run publicly accessible, or “open source,” software that follows the rules and procedures governing the Solana network. This is commonly referred to as the Solana protocol (and is described in more detail in the section entitled “The Solana protocol” in the Fund’s Prospectus). The Solana protocol was introduced in 2017 and uses the Proof-of-History (“PoH”) timestamping mechanism. PoH is a timestamping mechanism that automatically orders on-chain transactions by creating a historical record that proves an event has occurred at a specific moment in time.

The value of Solana (SOL) is not backed by any government, corporation, or other identified body. Instead, its value is determined in part by the supply and demand in markets created to facilitate the trading of Solana (SOL). Ownership and transaction records for Solana (SOL) are protected through public-key cryptography. The supply of Solana (SOL) is determined by the Solana protocol. No single entity owns or operates the Solana network. The Solana network is collectively maintained by (1) a decentralized group of participants who run computer software that results in the recording and validation of transactions (commonly referred to as “validators”), (2) developers who propose improvements to the Solana protocol and the software that enforces the protocol and (3) users who choose which version of the Solana software to run. From time to time, the developers suggest changes to the Solana software. If a validator elects not to adopt the changes, or implements changes independently, a new digital asset operating on a modified version of the Solana software, may be created. This is often referred to as a “fork.” The price of the Solana (SOL) instruments in which the Fund invests may reflect the impact of these forks.

The Index is designed to measure the performance of a single Solana (SOL) traded in USD and seeks to provide a proxy for the Solana (SOL) market. The Index price is a composite of U.S. dollar-Solana (SOL) trading activity reported by certain digital asset trading platforms that are evaluated based on a variety of different criteria, including the trading platforms’ oversight and governance controls, liquidity, capital controls, data transparency and data integrity. The digital asset trading platforms included in the Index are reevaluated quarterly. The Index is constructed and maintained by Bloomberg Index Services Limited. More information about the Index can be found using the Bloomberg ticker symbol “BSOLANA”.

Under normal circumstances, the Fund will obtain inverse exposure to at least 80% of its total assets in components of the Index or in instruments with similar economic characteristics.

The Fund will invest principally in the financial instruments listed below.

- **Derivatives** – Financial instruments whose value is derived from the value of an underlying asset or rate, such as stocks, bonds, ETFs, interest rates or indexes. The Fund invests in derivatives (e.g. Solana (SOL) futures contracts) in order to gain inverse exposure to the Index. These derivatives principally include:
 - **Solana (SOL) Futures Contracts** – Standardized, cash-settled Solana (SOL) futures contracts traded on commodity exchanges registered with the Commodity Futures Trading Commission (“CFTC”). The Fund seeks to invest in cash-settled, front-month Solana (SOL) futures. In order to obtain inverse or “short” exposure, the Fund intends to enter into cash-settled Solana (SOL) futures contracts as the “seller.” In simplest terms, in a cash-settled futures market the seller pays the counterparty if the price of a

futures contract goes up and receives cash from the counterparty if the price of the futures contract goes down. The Fund may also invest in back-month Solana (SOL) futures contracts. Front-month Solana (SOL) futures contracts are those contracts with the shortest time to maturity. Back-month Solana (SOL) futures contracts are those with longer times to maturity.

- **Money Market Instruments** – The Fund expects that any cash balances maintained in connection with its use of derivatives will typically be held in high quality, short-term money market instruments, for example:
 - **U.S. Treasury Bills** – U.S. government securities that have initial maturities of one year or less, and are supported by the full faith and credit of the U.S. government.
 - **Repurchase Agreements** – Contracts in which a seller of securities, usually U.S. government securities or other money market instruments, agrees to buy the securities back at a specified time and price.
- **Reverse Repurchase Agreements** – The Fund seeks to engage in reverse repurchase agreements, a form of borrowing or leverage, and uses the proceeds to help achieve the Fund’s investment objective.

ProShare Advisors uses a mathematical approach to investing in which it determines the type, quantity and mix of investment positions that it believes, in combination, the Fund should hold to produce daily returns consistent with the Daily Target. For these purposes a day is measured from the time of one net asset value (“NAV”) calculation to the next.

The Fund seeks to remain fully invested at all times in financial instruments that, in combination, provide inverse exposure consistent with the investment objective, without regard to market conditions, trends or direction.

The Fund seeks to rebalance its portfolio each day so that its exposure to the Index is consistent with the Daily Target. The Index’s movements during the day will affect whether the Fund’s portfolio needs to be rebalanced. For example, if the Index has risen on a given day, net assets of the Fund should fall (assuming there were no Creation Units issued). As a result, the Fund’s exposure will need to be decreased. Conversely, if the Index has fallen on a given day, net assets of the Fund should rise (assuming there were no Creation Unit redemptions). As a result, the Fund’s exposure will need to be increased.

In order to maintain its inverse exposure to the Index, the Fund intends to exit its futures contracts as they near expiration and replace them with new futures contracts with a later expiration date. Futures contracts with a longer term to expiration may be priced lower than futures contracts with a shorter term to expiration, a relationship called “backwardation.” When rolling short futures contracts that are in backwardation, the Fund will close its short position by buying the expiring contract at a relatively higher price and selling a



longer-dated contract at a relatively lower price. The presence of backwardation would be expected to adversely affect the performance of the Fund.

Conversely, futures contracts with a longer term to expiration may be priced higher than futures contracts with a shorter term to expiration, a relationship called “contango.” When rolling short futures contracts that are in contango, the Fund will close its short position by buying the expiring contract at a relatively lower price and selling a longer-dated contract at a relatively higher price. The presence of contango may positively affect the performance of the Fund.

The Fund expects to gain inverse exposure by investing a portion of its assets in a wholly-owned subsidiary of the Fund organized under the laws of the Cayman Islands and advised by ProShare Advisors. Because the Fund intends to qualify for treatment as a regulated investment company (“RIC”) under Subchapter M of the Internal Revenue Code of 1986, as amended, the Fund intends to invest no more than 25% of the Fund’s total assets (including any borrowings) in the subsidiary at each quarter end of the Fund’s tax year. During such periods, the Fund will seek to borrow using reverse repurchase agreements, incurring significant borrowing costs, and the Fund’s returns may be significantly lower than the Daily Target during such periods at the end of each tax quarter (e.g., July 31, 2025, October 31, 2025, January 30, 2026, and April 30, 2026). In addition, the Fund may be required to dispose of a portion of its futures contracts, may not be able to obtain inverse exposure consistent with its Daily Target, and may or may not meet its investment objective as of the end of each tax quarter. Exceeding the 25% limit may have tax consequences, see the section entitled “Tax Risk” in the Fund’s Prospectus for more information. References to investments by the Fund should be read to mean investments by either the Fund or the subsidiary.

Please see “Investment Objectives, Principal Investment Strategies and Related Risks” in the Fund’s Prospectus for additional details.

Principal Risks

You could lose money by investing in the Fund.

- **Investment Strategy Risk** – The Fund obtains short exposure to Solana (SOL) in a manner designed to provide inverse exposure to the single day returns of the Index. **The Fund does not directly short Solana (SOL).** Investors seeking to short Solana (SOL) directly should consider an investment other than the Fund. While the performance of Solana (SOL) futures contracts, in general, has historically been highly correlated to the performance of “spot” Solana (SOL), there can be no guarantee that this will continue. “Spot” Solana (SOL) refers to Solana (SOL) that can be purchased immediately.
- **Short or Inverse Investing Risk** – You will lose money when the Index rises – a result that is the opposite from a traditional index fund. Obtaining inverse or “short” exposure may be considered an aggressive investment technique. The costs

of obtaining this short exposure will lower your returns. If the level of the Index approaches a 100% increase at any point in the day, you could lose your entire investment. As a result, an investment in the Fund may not be suitable for all investors.

- **Holding Period Risk** – The performance of the Fund for periods longer than a single day will likely differ from the Daily Target. This difference may be significant. **If you are considering holding fund shares for longer than a day, it’s important that you understand the impact of Index returns and Index volatility (how much the value of the Index moves up and down from day-to-day) on your holding period return.** Index volatility has a negative impact on Fund returns. During periods of higher Index volatility, the Index volatility may affect the Fund’s returns as much as or more than the return of the Index.

The following table illustrates the impact of Index volatility and Index return on Fund returns for a hypothetical one-year period. However, these effects will impact your return for any holding period other than a day. **The longer you hold shares of the Fund, the more magnified these effects will be. As a result, you should consider monitoring your investments in the Fund in light of your individual investment goals and risk tolerance.**

In the table areas shaded darker represent those scenarios where the Fund can be expected to return less than the Daily Target. As the table shows, your return will tend to be worse than the Daily Target when there are smaller Index gains or losses and higher Index volatility. Your return will tend to be better than the Daily Target when there are larger Index gains or losses and lower Index volatility. You may lose money when the Index return is flat (i.e., close to zero) and you may lose money when the Index falls.

The table uses hypothetical annualized Index volatility and Index returns to illustrate the impact of these two factors on Fund performance over a one-year period. It does not represent actual returns. Each row corresponds to the level of a hypothetical Index return for a one-year period. Each column corresponds to a level of hypothetical annualized Index volatility. For example, the Fund may mistakenly be expected to achieve a -25% return on a yearly basis if the annual Index return were 25%. However, as the table shows, with a one-year Index return of 25% and an annualized Index volatility of 125%, the Fund could be expected to return -83.2%.

The range of hypothetical annualized Index volatility used in the table (75%-200%) is especially high reflecting, the fact that the price of Solana (SOL) has historically been highly volatile, even as compared to other digital assets. Trading prices of Solana (SOL) and other digital assets have experienced significant volatility in recent periods and may continue to do so. Such volatility may persist. In light of this, you should carefully consider the significant negative impact of volatility on Fund returns, as illustrated

below, and the potential for significant losses on your investment in the Fund, when considering whether to hold shares of the Fund for longer periods.

Estimated Fund Returns

Index Performance		One Year Volatility Rate					
One Year Index	Inverse of the One Year Index (-1x)						
		75%	100%	125%	150%	175%	200%
-95%	95%	1039.6%	635.8%	319.2%	110.8%	-6.5%	-63.4%
-75%	75%	127.9%	47.2%	-16.2%	-57.8%	-81.3%	-92.7%
-50%	50%	14.0%	-26.4%	-58.1%	-78.9%	-90.6%	-96.3%
-25%	25%	-24.0%	-50.9%	-72.1%	-85.9%	-93.8%	-97.6%
0%	0%	-43.0%	-63.2%	-79.0%	-89.5%	-95.3%	-98.2%
25%	-25%	-54.4%	-70.6%	-83.2%	-91.6%	-96.3%	-98.5%
50%	-50%	-62.0%	-75.5%	-86.0%	-93.0%	-96.9%	-98.8%
75%	-75%	-67.4%	-79.0%	-88.0%	-94.0%	-97.3%	-99.0%
100%	-100%	-71.5%	-81.6%	-89.5%	-94.7%	-97.7%	-99.1%
125%	-125%	-74.7%	-83.6%	-90.7%	-95.3%	-97.9%	-99.2%
150%	-150%	-77.2%	-85.3%	-91.6%	-95.8%	-98.1%	-99.3%

Assumes: (a) no dividends paid with respect to securities included in the Index; (b) no Fund expenses; and (c) borrowing/lending rates (to obtain inverse exposure) of zero percent. If these were included the Fund's performance would be different from that shown.

The Index's has calculated performance since January 4, 2021. For the period from January 4, 2021 through May 31, 2025, the Index's annualized historical volatility rate was 117.47%. Due to the Index's limited operating history, the S&P Solana Reference Price Index is used for comparative purposes. The S&P Solana Reference Price Index's annualized historical volatility rate for the five-year period ended May 31, 2025 was 115.27%. S&P Solana Reference Price Index's highest May to May volatility rate during the five-year period was 182.56% (May 31, 2021). The Index's annualized total return performance for the period from January 4, 2021 through May 31, 2025 was 102.98%. The S&P Solana Reference Price Index's annualized total return performance for the five-year period ended May 31, 2025 was 112.96%. Historical Index volatility and performance do not predict future Index volatility and performance.

For more information, including additional graphs and charts demonstrating the effects of Index volatility and Index return on the long-term performance of the Fund, see "Understanding the Risks and Long-Term Performance of a Daily Objective Fund" in the Fund's Prospectus.

- **Correlation Risk** – A number of factors may affect the Fund's ability to achieve a high degree of inverse correlation with the Index. Fees, expenses, transaction costs, financing costs associated with the use of derivatives, among other factors, will adversely impact the Fund's ability to meet its Daily Target. In addition, if for any reason the Fund is unable to rebalance all or a portion of its investments, the Fund may have exposure to the Index that is significantly

greater or less than the Daily Target. Any of these factors may prevent the Fund from achieving exposure consistent with the Daily Target.

- **Derivatives Risk** – Investing in derivatives to obtain inverse exposure may be considered aggressive and may expose the Fund to greater risks including counterparty risk and correlation risk. The Fund may lose money if its derivatives do not perform as expected and may even lose money if they do perform as expected. Any costs associated with using derivatives will reduce the Fund's return.
- **Counterparty Risk** – The Fund may lose money if a counterparty does not meet its contractual obligations.
- **Leverage Risk** – Leverage increases the risk of a total loss of an investor's investment, may increase the volatility of the Fund, and may magnify any differences between the performance of the Fund and the Index.
- **Solana (SOL) Market Volatility Risk** – The price of Solana (SOL) has historically been highly volatile. The value of the Fund's investments in Solana (SOL) futures – and therefore the value of an investment in the Fund – could decline significantly and without warning, including to zero. If you are not prepared to accept significant and unexpected changes in the value of the Fund and the possibility that you could lose your entire investment in the Fund you should not invest in the Fund.

Trading prices of Solana (SOL) and other digital assets have experienced significant volatility in recent periods and may continue to do so. For instance, there have been steep increases in the value of certain digital assets and multiple market observers have asserted that digital assets were experiencing a "bubble." These increases were followed by steep drawdowns. These episodes of rapid price appreciations followed by steep drawdowns have occurred multiple times resulting in extreme volatility. Such volatility may persist.

- **Liquidity Risk** – The market for the Solana (SOL) futures contracts is still developing and may be subject to periods of illiquidity. During such times it may be difficult or impossible to buy or sell a position at the desired price. Market disruptions or volatility can also make it difficult to find a counterparty willing to transact at a reasonable price and sufficient size. Illiquid markets may cause losses, which could be significant. The large size of the positions which the Fund may acquire increases the risk of illiquidity, may make its positions more difficult to liquidate, and may increase the losses incurred while trying to do so. Such large positions also may impact the price of Solana (SOL) futures, which could decrease the correlation between the performance of Solana (SOL) futures and spot Solana (SOL).
- **Solana (SOL) Futures Risk** – The market for Solana (SOL) futures may be less developed, and potentially less liquid and more volatile, than more established futures markets. While the Solana (SOL) futures market has grown substantially since Solana (SOL) futures commenced trading, there



can be no assurance that this growth will continue. The price for Solana (SOL) futures contracts is based on a number of factors, including the supply of and the demand for Solana (SOL) futures contracts. Market conditions and expectations, regulatory limitations or limitations imposed by the listing exchanges or futures commission merchants ("FCMs") (e.g., margin requirements, position limits, and accountability levels), collateral requirements, availability of counterparties, and other factors each can impact the supply of and demand for Solana (SOL) futures contracts.

Market conditions and expectations, margin requirements, position limits, accountability levels, collateral requirements, availability of counterparties, and other factors may also limit the Fund's ability to achieve its desired exposure to Solana (SOL) futures contracts. If the Fund is unable to achieve such exposure it may not be able to meet its investment objective and the Fund's returns may be different or lower than expected. Additionally, collateral requirements may require the Fund to liquidate its positions, potentially incurring losses and expenses, when it otherwise would not do so. Investing in derivatives like Solana (SOL) futures may be considered aggressive and may expose the Fund to significant risks. These risks include counterparty risk and liquidity risk.

The performance of Solana (SOL) futures contracts, in general, has historically been highly correlated to the performance of Solana (SOL). However, there can be no guarantee this will continue. Transaction costs (including the costs associated with futures investing), position limits, the availability of counterparties and other factors may impact the cost of Solana (SOL) futures contracts and decrease the correlation between the performance of Solana (SOL) futures contracts and Solana (SOL), over short or even long-term periods. In the event that there are persistent disconnects between Solana (SOL) and Solana (SOL) futures, the Fund may not be able to obtain the desired inverse exposure and may not be able to achieve its investment objective.

In addition, the performance of back-month futures contracts is likely to differ more significantly from the performance of the spot prices of Solana (SOL). To the extent the Fund is invested in back-month Solana (SOL) future contracts, the performance of the Fund should be expected to deviate more significantly from the performance of Solana (SOL). Moreover, price differences between Solana (SOL) and Solana (SOL) futures will expose the Fund to risks different from, and possibly greater than, the risks associated with investing directly in Solana (SOL), including larger losses or smaller gains.

- **Cost of Futures Investment Risk** - As discussed above, when a Solana (SOL) futures contract is nearing expiration, the Fund will "roll" the futures contract. This means it will generally exit its position in such contract and enter into a new position in a Solana (SOL) futures contract with a later

expiration date. When rolling short futures contracts that are in backwardation, the Fund will close its short position by buying the expiring contract at a relatively higher price and selling a longer-dated contract at a relatively lower price. Backwardation in the Solana (SOL) futures market may have a significant adverse impact on the performance of the Fund. Both contango and backwardation may cause Solana (SOL) futures to perform differently than spot Solana (SOL) and may limit or prevent the Fund from achieving its investment objective.

- **Solana (SOL) Futures Capacity Risk** - If the Fund's ability to obtain exposure to Solana (SOL) futures contracts consistent with its investment objective is disrupted for any reason including, for example, limited liquidity in the Solana (SOL) futures market, a disruption to the Solana (SOL) futures market, or as a result of margin requirements, position limits, accountability levels, or other limitations imposed by the Fund's futures commission merchants ("FCMs"), the listing exchanges or the CFTC, the Fund may not be able to achieve its investment objective and may experience significant losses.

In such circumstances, the Advisor intends to take such action as it believes appropriate and in the best interest of the Fund. Any disruption in the Fund's ability to obtain inverse exposure to Solana (SOL) futures contracts will cause the Fund's performance to deviate from the performance of Solana (SOL) and Solana (SOL) futures. Additionally, the ability of the Fund to obtain inverse exposure to Solana (SOL) futures contracts is limited by certain tax rules that limit the amount the Fund can invest in its wholly-owned subsidiary as of the end of each tax quarter. Exceeding this amount may have tax consequences, see the section entitled "Tax Risk" in the Fund's Prospectus for more information. The impact of both contango and backwardation may also be greater to the extent the Fund invests in back-month futures contracts.

- **Solana (SOL) Risk** - The Fund's anticipated investments in Solana (SOL) futures contracts expose the Fund to the risks associated with an investment in Solana (SOL) because the anticipated price of Solana (SOL) futures is expected to be substantially based on the price of Solana (SOL). However, Solana (SOL) futures contracts have been trading for a relatively short period of time and the degree of correlation between the Solana (SOL) spot and the Solana (SOL) futures market is yet to be established with a high degree of certainty. It is possible that the anticipated price of Solana (SOL) futures may show a significant degree of correlation with the spot price of Solana (SOL).

Solana (SOL) is a relatively new innovation and is subject to unique and substantial risks. The markets for Solana (SOL) may be less liquid and more volatile than other markets for more established products. It may be difficult to execute a Solana (SOL) trade at a specific price when there is a relatively small volume of buy and sell orders in the Solana (SOL) market. A market disruption can also make it more

difficult to liquidate a position or find a suitable counterparty at a reasonable cost.

The market for Solana (SOL) is subject to rapid price swings, changes and uncertainty. A significant portion of the demand for Solana (SOL) may be the result of speculation. Consequently, the value of Solana (SOL) has been, and may continue to be, substantially dependent on speculation. Such speculation regarding the potential future appreciation of the price of Solana (SOL) may artificially inflate or deflate the price of Solana (SOL) and increase volatility. The further development of the Solana network and the acceptance and use of Solana (SOL) are subject to a variety of factors that are difficult to evaluate. The slowing, stopping or reversing of the development of the Solana network or the acceptance of Solana (SOL) may adversely affect the price and liquidity of Solana (SOL). Solana (SOL) is subject to the risk of fraud, theft, manipulation or security failures, operational or other problems that impact Solana (SOL) trading venues.

Additionally, if one or a coordinated group of validators were to gain control of a significant proportion of staked Solana (SOL), they could (depending on the proportion of control gained), impede, reverse or prevent confirmation of transactions, cause a fork in the blockchain, manipulate the blockchain or double spend Solana (SOL).

A significant portion of Solana (SOL) is held by a small number of holders sometimes referred to as “whales”. Transactions by these holders may influence the price of Solana (SOL) and these holders may have the ability to manipulate the price of Solana (SOL).

The Solana network has reportedly suffered multiple network outages including those arising from bugs (e.g., bugs in the propagation mechanism in 2020 and 2022, bugs leading to duplicate blocks in 2022, and bugs in the client software in 2024), security vulnerabilities (e.g., vulnerability in the client software in 2024), and denial of service and bot attacks (e.g., bot spamming and flooding in 2022, and a DDOS attack in 2021). The development of the Solana network is ongoing and future disruptions, outages, bugs, or other problems could have a material adverse effect on the value and volatility of Solana (SOL), Solana (SOL) futures and an investment in the Fund. Similarly, the client software implementation and wallets used by users and validators to access the Solana network or Solana (SOL) could suffer future disruptions, bugs, or other problems that could have a material adverse effect on the value of Solana (SOL), Solana (SOL) futures and an investment in the Fund.

Unlike the exchanges for more traditional assets, such as equity securities and futures contracts, Solana (SOL) and Solana (SOL) trading venues are largely unregulated and may be operating out of compliance with applicable regulation. As a result of the lack of regulation, individuals or

groups may engage in fraud or market manipulation (including using social media to promote Solana (SOL) in a way that artificially increases the price of Solana (SOL)). Investors may be more exposed to the risk of theft, fraud and market manipulation, operational failures than when investing in more traditional asset classes. Over the past several years, a number of Solana (SOL) trading venues have been closed due to fraud, failure or security breaches. Investors in Solana (SOL) may have little or no recourse should such theft, fraud or manipulation occur and could suffer significant losses.

Legal or regulatory changes may negatively impact the operation of the Solana network or restrict the use of Solana (SOL). For example, if Solana (SOL) were determined or were expected to be determined to be offered and sold as a security under the federal securities laws, it is possible certain trading venues would no longer facilitate trading in Solana (SOL), trading in Solana (SOL) futures may become significantly more volatile and/or completely halted, and the value of an investment in the Fund could decline significantly and without warning, including to zero.

As a result, events that are not necessarily related to the security or utility of Solana (SOL) can nonetheless cause significant volatility in the price of Solana (SOL). Alternatively, legal or regulatory changes may increase the acceptance and adoption of Solana (SOL). The realization of any of these risks could result in increased volatility and in some instances could result in a sharp increase in the value of Solana (SOL).

- **Subsidiary Investment Risk** – Changes in the laws of the United States and/or the Cayman Islands, under which the Fund and the subsidiary are organized, respectively, could result in the inability of the Fund to operate as intended and could negatively affect the Fund and its shareholders.
- **Borrowing Risk** – The Fund will seek to borrow for investment or other purposes using reverse repurchase agreements. In particular, as a result of current margin requirements, the Fund will seek to enter into reverse repurchase agreements at or near its tax quarter-end. There can be no assurance that the Fund will be able to enter into reverse repurchase agreements or obtain favorable terms for those agreements. The cost of borrowing may significantly reduce the Fund's return during those periods and may cause the Fund's return to differ significantly from the Daily Target. While the Fund may earn interest on any collateral posted in connection with its investments in reverse repurchase agreements, such interest, if earned, would only offset a portion of the cost of borrowing. Borrowing may cause the Fund to liquidate positions under adverse market conditions to satisfy its repayment obligations. Borrowing increases the risk of loss and may increase the volatility of the Fund.



- **Money Market Instruments Risk** – Adverse economic, political or market events affecting issuers of money market instruments, defaults by counterparties or changes in government regulations may have a negative impact on the performance of the Fund.
- **Non-Diversification Risk** – The Fund has the ability to invest a relatively high percentage of its assets in the securities of a small number of issuers or in financial instruments with a single counterparty or a few counterparties. This may increase the Fund’s volatility and increase the risk that the Fund’s performance will decline based on the performance of a single issuer or the credit of a single counterparty.
- **Concentration Risk** – The Fund has significant exposure to Solana (SOL). As a result, the Fund may be subject to greater market fluctuations than a fund that is more broadly invested across industries.
- **Index Performance Risk** – The Index used by the Fund may underperform other asset classes and may underperform other similar indices. The Index is maintained by a third party provider unaffiliated with the Fund or ProShare Advisors. There can be no guarantee that the methodology underlying the Index or the daily calculation of the Index will be free from error.
- **Intraday Price Performance Risk** – The intraday performance of Fund shares traded in the secondary market generally will be different from the performance of the Fund when measured from one NAV calculation-time to the next. When shares are bought intraday, the performance of the Fund’s shares relative to the Index until the Fund’s next NAV calculation time will generally be higher or lower than the Daily Target.
- **Market Price Variance Risk** – Investors buy and sell Fund shares in the secondary market at market prices. Market prices may be different from the NAV per share of the Fund (i.e., the secondary market price may trade at a price greater than NAV (a premium) or less than NAV (a discount)). The market price of the Fund’s shares will fluctuate in response to changes in the value of the Fund’s holdings, supply and demand for shares and other market factors. In addition, the Solana (SOL) futures held by the Fund and Solana (SOL) may be traded in markets on days and at times when the Fund’s listing exchange is closed for trading. As a result, the value of the Fund’s holdings may vary, perhaps significantly, on days and at times when investors are unable to purchase or sell Fund shares. ProShare Advisors cannot predict whether shares will trade above, below or at a price equal to the value of the Fund’s holdings factors.
- **Authorized Participant Risk** – The Fund has a limited number of financial institutions that act as Authorized Participants or market makers. Only Authorized Participants may engage in creation or redemption transactions directly with the Fund. If some or all of these Authorized Participants exit the business or are unable to process creation and/or redemption orders, and other Authorized Participants are not willing or able to create and redeem Fund

shares, investors may experience a significantly diminished trading market and the shares may trade at a discount to NAV.

- **Cash Purchases and Redemption Risk** – The Fund expects to effect all of its creations and redemptions in cash rather than in-kind. Cash purchases and redemptions may increase transaction costs. The relatively high costs associated with obtaining inverse exposure to Solana (SOL) futures contracts, particularly near contract expiration, may have a significant adverse impact on the performance of the Fund. Additionally, cash purchases and redemptions may cause the Fund to recognize a gain or loss.
- **Early Close/Late Close/Trading Halt Risk** – An exchange or market may close early, close late or issue trading halts on Solana (SOL) futures contracts. In these circumstances, the Fund may be unable to rebalance its portfolio, may be unable to accurately price its investments and/or may incur substantial trading losses.
- **New Fund Risk** – The Fund recently commenced operations, has a limited operating history, and started operations with a small asset base. There can be no assurance that the Fund will be successful or grow to or maintain a viable size, that an active trading market for the Fund’s shares will develop or be maintained, or that the Fund’s shares’ listing will continue unchanged.

Please see “Investment Objectives, Principal Investment Strategies and Related Risks” in the Fund’s Prospectus for additional details.

Investment Results

Performance history will be available for the Fund after it has been in operation for a full calendar year. After the Fund has a full calendar year of performance information, performance information will be shown on an annual basis.

Management

The Fund is advised by ProShare Advisors. Alexander Ilyasov, Senior Portfolio Manager, and George Banian, Portfolio Manager, have jointly and primarily managed the Fund since inception.

Purchase and Sale of Fund Shares

The Fund will issue and redeem shares only to Authorized Participants (typically broker-dealers) in exchange for the deposit or delivery of a basket of assets (securities and/or cash) in large blocks, known as Creation Units. Shares of the Fund may only be purchased and sold by retail investors in secondary market transactions through broker-dealers or other financial intermediaries. Shares of the Fund are listed for trading on a national securities exchange and because shares trade at market prices rather than NAV, shares of the Fund may trade at a price greater than NAV (premium) or less than NAV (discount). In addition to brokerage commissions, investors incur the costs of the difference between the highest price a buyer is willing to pay to purchase shares of the Fund (bid) and the



lowest price a seller is willing to accept for shares of the Fund (ask) when buying or selling shares in the secondary market (the “bid-ask spread”). The bid-ask spread varies over time for Fund shares based on trading volume and market liquidity. Recent information, including information about the Fund’s NAV, market price, premiums and discounts, and bid-ask spreads, is included on the Fund’s website (www.proshares.com).

Tax Information

Income and capital gains distributions you receive from the Fund generally are subject to federal income taxes and may also be subject to state and local taxes. The Fund intends to distribute income, if any, monthly, and capital gains, if any, at least annually.



Investment Objective

ProShares Ultra Solana ETF (the “Fund”) seeks daily investment results, before fees and expenses, that correspond to two times (2x) the daily performance of the Bloomberg Solana Index (the “Index”).

In this manner, the Fund seeks daily returns that correspond to two times (2x) the price of Solana (SOL). **The Fund does not invest directly in Solana (SOL).**

Important Information About the Fund

If the Fund is successful in meeting its investment objective, it should gain approximately two times as much as the Index when the Index rises on a given day. Conversely, it should lose approximately two times as much as the Index when the Index falls on a given day. **The Fund does not seek to achieve two times (2x) the daily performance of the Index (the “Daily Target”) for any period other than a day.**

While the Fund has a daily investment objective, you may hold Fund shares for longer than one day if you believe doing so is consistent with your goals and risk tolerance. **If you hold fund shares for any period other than a day, it is important for you to understand that over your holding period:**

- Your return may be higher or lower than the Daily Target, and this difference may be significant.
- Factors that contribute to returns that are worse than the Daily Target include smaller Index gains or losses and higher Index volatility, as well as longer holding periods when these factors apply.
- Factors that contribute to returns that are better than the Daily Target include larger Index gains or losses and lower Index volatility, as well as longer holding periods when these factors apply.
- The more extreme these factors are, and the more they occur together, the more your return will tend to deviate from the Daily Target.

Fees and Expenses of the Fund

The table below describes the fees and expenses that you may pay if you buy, hold, and sell shares of the Fund. **You may pay other fees, such as brokerage commissions and other fees to financial intermediaries, which are not reflected in the tables and examples below.**

Annual Fund Operating Expenses

(expenses that you pay each year as a percentage of the value of your investment)

Management Fees	0.95%
Other Expenses ¹	1.19%
Total Annual Fund Operating Expenses	2.14%

¹ “Other Expenses” are estimated and include 1.19% of interest

expense and fees charged by futures commission merchants incurred in the course of implementing the Fund’s strategy.

Example: This example is intended to help you compare the cost of investing in the Fund with the cost of investing in other funds.

The example assumes that you invest \$10,000 in the Fund for the time periods indicated and then redeem or hold all of your shares at the end of each period. The example also assumes that your investment has a 5% return each year and that the Fund’s operating expenses remain the same. Although your actual costs may be higher or lower, based on these assumptions your approximate costs would be:

1 Year	3 Years
217	670

The Fund pays transaction and financing costs associated with the purchase and sale of securities and derivatives. These costs are not reflected in the table or the example above.

Portfolio Turnover

The Fund pays transaction costs, such as commissions, when it buys and sells securities (or “turns over” its portfolio). A higher portfolio turnover rate may indicate higher transaction costs and may result in higher taxes when the Fund’s shares are held in a taxable account. These costs, which are not reflected in Annual Fund Operating Expenses or in the example above, affect the Fund’s performance. Because the Fund is newly organized, portfolio turnover information is not yet available.

Principal Investment Strategies

The Fund invests in financial instruments that ProShare Advisors believes, in combination, should produce daily returns consistent with the Daily Target. In this manner, the Fund seeks daily returns that correspond to two times (2x) the price of Solana (SOL). **The Fund does not invest directly in Solana (SOL).**

SOL, commonly referred to as Solana, is a digital asset. The ownership and operation of Solana (SOL) is determined by participants in an online, peer-to-peer network sometimes referred to as the “Solana network.” The Solana network connects computers that run publicly accessible, or “open source,” software that follows the rules and procedures governing the Solana network. This is commonly referred to as the Solana protocol (and is described in more detail in the section entitled “The Solana protocol” in the Fund’s Prospectus). The Solana protocol was introduced in 2017 and uses the Proof-of-History (“PoH”) timestamping mechanism. PoH is a timestamping mechanism that automatically orders on-chain transactions by creating a historical record that proves an event has occurred at a specific moment in time.

The value of Solana (SOL) is not backed by any government, corporation, or other identified body. Instead, its value is determined in part by the supply and demand in markets created to facilitate the trading of Solana (SOL). Ownership and transaction records for Solana (SOL) are protected through public-key cryptography. The supply of Solana (SOL) is determined by the Solana protocol. No single entity owns or operates the Solana network. The Solana network is collectively maintained by (1) a decentralized group of participants who run computer software that results in the recording and validation of transactions (commonly referred to as “validators”), (2) developers who propose improvements to the Solana protocol and the software that enforces the protocol and (3) users who choose which version of the Solana software to run. From time to time, the developers suggest changes to the Solana software. If a validator elects not to adopt the changes, or implements changes independently, a new digital asset operating on a modified version of the Solana software, may be created. This is often referred to as a “fork.” The price of the Solana (SOL) instruments in which the Fund invests may reflect the impact of these forks.

The Index is designed to measure the performance of a single Solana (SOL) traded in USD and seeks to provide a proxy for the Solana (SOL) market. The Index price is a composite of U.S. dollar-Solana (SOL) trading activity reported by certain digital asset trading platforms that are evaluated based on a variety of different criteria, including the trading platforms’ oversight and governance controls, liquidity, capital controls, data transparency and data integrity. The digital asset trading platforms included in the Index are reevaluated quarterly. The Index is constructed and maintained by Bloomberg Index Services Limited. More information about the Index can be found using the Bloomberg ticker symbol “BSOLANA”.

Under normal circumstances, the Fund will obtain leveraged exposure to at least 80% of its total assets in components of the Index or in instruments with similar economic characteristics.

The Fund will invest principally in the financial instruments listed below.

- **Derivatives** – Financial instruments whose value is derived from the value of an underlying asset or rate, such as stocks, bonds, ETFs, interest rates or indexes. The Fund invests in derivatives (e.g. Solana (SOL) futures contracts) in order to gain leveraged exposure to the Index. These derivatives principally include:
 - **Solana (SOL) Futures Contracts** – Standardized, cash-settled Solana (SOL) futures contracts traded on commodity exchanges registered with the Commodity Futures Trading Commission (“CFTC”). The Fund seeks to invest in cash-settled, front-month Solana (SOL) futures. The Fund may also invest in back-month Solana (SOL) futures contracts. Front-month Solana (SOL) futures contracts are those contracts with the shortest time to maturity. Back-month Solana (SOL) futures contracts are those with longer times to maturity.

- **Money Market Instruments** – The Fund expects that any cash balances maintained in connection with its use of derivatives will typically be held in high quality, short-term money market instruments, for example:
 - **U.S. Treasury Bills** – U.S. government securities that have initial maturities of one year or less, and are supported by the full faith and credit of the U.S. government.
 - **Repurchase Agreements** – Contracts in which a seller of securities, usually U.S. government securities or other money market instruments, agrees to buy the securities back at a specified time and price.
- **Reverse Repurchase Agreements** – The Fund seeks to engage in reverse repurchase agreements, a form of borrowing or leverage, and uses the proceeds to help achieve the Fund’s investment objective.

ProShare Advisors uses a mathematical approach to investing in which it determines the type, quantity and mix of investment positions that it believes, in combination, the Fund should hold to produce daily returns consistent with the Daily Target. For these purposes a day is measured from the time of one net asset value (“NAV”) calculation to the next.

The Fund seeks to remain fully invested at all times in financial instruments that, in combination, provide leveraged exposure consistent with the investment objective, without regard to market conditions, trends or direction.

The Fund seeks to rebalance its portfolio each day so that its exposure to the Index is consistent with the Daily Target. The Index’s movements during the day will affect whether the Fund’s portfolio needs to be rebalanced. For example, if the Index has risen on a given day, net assets of the Fund should rise (assuming there were no Creation Unit redemptions). As a result, the Fund’s exposure will need to be increased. Conversely, if the Index has fallen on a given day, net assets of the Fund should fall (assuming there were no Creation Units issued). As a result, the Fund’s exposure will need to be decreased.

In order to maintain its exposure to futures contracts, the Fund must sell its futures contracts as they near expiration and replace them with new futures contracts with a later expiration date. This is often referred to as “rolling” a futures contract. Futures contracts with a longer term to expiration may be priced higher than futures contracts with a shorter term to expiration, a relationship called “contango.” When rolling futures contracts that are in contango, the Fund will sell the expiring contract at a relatively lower price and buy a longer-dated contract at a relatively higher price.

Conversely, futures contracts with a longer term to expiration may be priced lower than futures contracts with a shorter term to expiration, a relationship called “backwardation.” When rolling futures contracts that are in backwardation, the Fund will sell the expiring contract at a relatively higher price and buy a longer-dated contract at a relatively lower price.



The Fund expects to gain leveraged exposure by investing a portion of its assets in a wholly-owned subsidiary of the Fund organized under the laws of the Cayman Islands and advised by ProShare Advisors. Because the Fund intends to qualify for treatment as a regulated investment company ("RIC") under Subchapter M of the Internal Revenue Code of 1986, as amended, the Fund intends to invest no more than 25% of the Fund's total assets (including any borrowings) in the subsidiary at each quarter end of the Fund's tax year. During such periods, the Fund will seek to borrow using reverse repurchase agreements, incurring significant borrowing costs, and the Fund's returns may be significantly lower than the Daily Target during such periods at the end of each tax quarter (e.g., July 31, 2025, October 31, 2025, January 30, 2026, and April 30, 2026). In addition, the Fund may be required to dispose of a portion of its futures contracts, may not be able to obtain leveraged exposure consistent with its Daily Target, and may or may not meet its investment objective as of the end of each tax quarter. Exceeding the 25% limit may have tax consequences, see the section entitled "Tax Risk" in the Fund's Prospectus for more information. References to investments by the Fund should be read to mean investments by either the Fund or the subsidiary.

Please see "Investment Objectives, Principal Investment Strategies and Related Risks" in the Fund's Prospectus for additional details.

Principal Risks

You could lose money by investing in the Fund.

- **Investment Strategy Risk** – The Fund obtains leveraged exposure to Solana (SOL) in a manner designed to provide leveraged exposure to the single day returns of the Index. **The Fund does not directly buy Solana (SOL).** Investors seeking exposure to Solana (SOL) directly should consider an investment other than the Fund. While the performance of Solana (SOL) futures contracts, in general, has historically been highly correlated to the performance of "spot" Solana (SOL), there can be no guarantee that this will continue. "Spot" Solana (SOL) refers to Solana (SOL) that can be purchased immediately.
- **Leverage Risk** – The Fund uses leverage and will lose more money when the value of the Index falls than a similar fund that does not use leverage. The use of leverage increases the risk of a total loss of your investment. If the Index approaches a 50% loss at any point in the day, you could lose your entire investment. As a result, an investment in the Fund may not be suitable for all investors. The use of leverage increases the volatility of your returns. The cost of obtaining this leverage will lower your returns.
- **Holding Period Risk** – The performance of the Fund for periods longer than a single day will likely differ from the Daily Tar-

get. This difference may be significant. **If you are considering holding fund shares for longer than a day, it's important that you understand the impact of Index returns and Index volatility (how much the value of the Index moves up and down from day-to-day) on your holding period return.** Index volatility has a negative impact on Fund returns. During periods of higher Index volatility, the Index volatility may affect the Fund's returns as much as or more than the return of the Index.

The following table illustrates the impact of Index volatility and Index return on Fund returns for a hypothetical one-year period. However, these effects will impact your return for any holding period other than a day. **The longer you hold shares of the Fund, the more magnified these effects will be. As a result, you should consider monitoring your investments in the Fund in light of your individual investment goals and risk tolerance.**

In the table areas shaded darker represent those scenarios where the Fund can be expected to return less than the Daily Target. As the table shows, your return will tend to be worse than the Daily Target when there are smaller Index gains or losses and higher Index volatility. Your return will tend to be better than the Daily Target when there are larger Index gains or losses and lower Index volatility. You may lose money when the Index return is flat (i.e., close to zero) and you may lose money when the Index rises.

The table uses hypothetical annualized Index volatility and Index returns to illustrate the impact of these two factors on Fund performance over a one-year period. It does not represent actual returns. Each row corresponds to the level of a hypothetical Index return for a one-year period. Each column corresponds to a level of hypothetical annualized Index volatility. For example, the Fund may mistakenly be expected to achieve a -50% return on a yearly basis if the annual Index return were -25%. However, as the table shows, with a one-year Index return of -25% and an annualized Index volatility of 125%, the Fund could be expected to return -88.2%.

The range of hypothetical annualized Index volatility used in the table (75%-200%) is especially high reflecting, the fact that the price of Solana (SOL) has historically been highly volatile, even as compared to other digital assets. Trading prices of Solana (SOL) and other digital assets have experienced significant volatility in recent periods and may continue to do so. Such volatility may persist. In light of this, you should carefully consider the significant negative impact of volatility on Fund returns, as illustrated below, and the potential for significant losses on your investment in the Fund, when considering whether to hold shares of the Fund for longer periods.

Estimated Fund Returns								
Index Performance		One Year Volatility Rate						
One Year Index	Two Times (2x) the One Year Index	75%	100%	125%	150%	175%	200%	
-95%	-190%	-99.9%	-99.9%	-99.9%	-100.0%	-100.0%	-100.0%	
-75%	-150%	-96.4%	-97.7%	-98.7%	-99.3%	-99.7%	-99.9%	
-50%	-100%	-85.8%	-90.8%	-94.8%	-97.4%	-98.8%	-99.5%	
-25%	-50%	-67.9%	-79.3%	-88.2%	-94.1%	-97.4%	-99.0%	
0%	0%	-43.0%	-63.2%	-79.0%	-89.5%	-95.3%	-98.2%	
25%	50%	-11.0%	-42.5%	-67.2%	-83.5%	-92.7%	-97.1%	
50%	100%	28.2%	-17.2%	-52.8%	-76.3%	-89.5%	-95.9%	
75%	150%	74.5%	12.7%	-35.8%	-67.7%	-85.7%	-94.4%	
100%	200%	127.9%	47.2%	-16.2%	-57.8%	-81.3%	-92.7%	
125%	250%	188.5%	86.2%	6.1%	-46.6%	-76.3%	-90.7%	
150%	300%	256.1%	129.9%	31.0%	-34.1%	-70.8%	-88.6%	

Assumes: (a) no Fund expenses and (b) borrowing/lending rates (to obtain leveraged exposure) of zero percent. If these were included the Fund's performance would be different from that shown.

The Index's has calculated performance since January 4, 2021. For the period from January 4, 2021 through May 31, 2025, the Index's annualized historical volatility rate was 117.47%. Due to the Index's limited operating history, the S&P Solana Reference Price Index is used for comparative purposes. The S&P Solana Reference Price Index's annualized historical volatility rate for the five-year period ended May 31, 2025 was 115.27%. S&P Solana Reference Price Index's highest May to May volatility rate during the five-year period was 182.56% (May 31, 2021). The Index's annualized total return performance for the period from January 4, 2021 through May 31, 2025 was 102.98%. The S&P Solana Reference Price Index's annualized total return performance for the five-year period ended May 31, 2025 was 112.96%. Historical Index volatility and performance do not predict future Index volatility and performance.

For more information, including additional graphs and charts demonstrating the effects of Index volatility and Index return on the long-term performance of the Fund, see "Understanding the Risks and Long-Term Performance of a Daily Objective Fund" in the Fund's Prospectus.

- **Correlation Risk** – A number of factors may affect the Fund's ability to achieve a high degree of leveraged correlation with the Index. Fees, expenses, transaction costs, financing costs associated with the use of derivatives, among other factors, will adversely impact the Fund's ability to meet its Daily Target. In addition, if for any reason the Fund is unable to rebalance all or a portion of its investments, the Fund may have exposure to the Index that is significantly greater or less than the Daily Target. Any of these factors may prevent the Fund from achieving exposure consistent with the Daily Target.

- **Derivatives Risk** – Investing in derivatives to obtain leveraged exposure may be considered aggressive and may expose the Fund to greater risks including counterparty risk and correlation risk. The Fund may lose money if its derivatives do not perform as expected and may even lose money if they do perform as expected. Any costs associated with using derivatives will reduce the Fund's return.
- **Counterparty Risk** – The Fund may lose money if a counterparty does not meet its contractual obligations.
- **Solana (SOL) Market Volatility Risk** – The price of Solana (SOL) has historically been highly volatile. The value of the Fund's investments in Solana (SOL) futures – and therefore the value of an investment in the Fund – could decline significantly and without warning, including to zero. If you are not prepared to accept significant and unexpected changes in the value of the Fund and the possibility that you could lose your entire investment in the Fund you should not invest in the Fund.

Trading prices of Solana (SOL) and other digital assets have experienced significant volatility in recent periods and may continue to do so. For instance, there have been steep increases in the value of certain digital assets and multiple market observers have asserted that digital assets were experiencing a "bubble." These increases were followed by steep drawdowns. These episodes of rapid price appreciations followed by steep drawdowns have occurred multiple times resulting in extreme volatility. Such volatility may persist.

- **Liquidity Risk** – The market for the Solana (SOL) futures contracts is still developing and may be subject to periods of illiquidity. During such times it may be difficult or impossible to buy or sell a position at the desired price. Market disruptions or volatility can also make it difficult to find a counterparty willing to transact at a reasonable price and sufficient size. Illiquid markets may cause losses, which could be significant. The large size of the positions which the Fund may acquire increases the risk of illiquidity, may make its positions more difficult to liquidate, and may increase the losses incurred while trying to do so. Such large positions also may impact the price of Solana (SOL) futures, which could decrease the correlation between the performance of Solana (SOL) futures and spot Solana (SOL).
- **Solana (SOL) Futures Risk** – The market for Solana (SOL) futures may be less developed, and potentially less liquid and more volatile, than more established futures markets. While the Solana (SOL) futures market has grown substantially since Solana (SOL) futures commenced trading, there can be no assurance that this growth will continue. The price for Solana (SOL) futures contracts is based on a number of factors, including the supply of and the demand for Solana (SOL) futures contracts. Market conditions and expectations, regulatory limitations or limitations imposed by the listing exchanges or futures commission



merchants (“FCMs”) (e.g., margin requirements, position limits, and accountability levels), collateral requirements, availability of counterparties, and other factors each can impact the supply of and demand for Solana (SOL) futures contracts.

Market conditions and expectations, margin requirements, position limits, accountability levels, collateral requirements, availability of counterparties, and other factors may also limit the Fund’s ability to achieve its desired exposure to Solana (SOL) futures contracts. If the Fund is unable to achieve such exposure it may not be able to meet its investment objective and the Fund’s returns may be different or lower than expected. Additionally, collateral requirements may require the Fund to liquidate its positions, potentially incurring losses and expenses, when it otherwise would not do so. Investing in derivatives like Solana (SOL) futures may be considered aggressive and may expose the Fund to significant risks. These risks include counterparty risk and liquidity risk.

The performance of Solana (SOL) futures contracts, in general, has historically been highly correlated to the performance of Solana (SOL). However, there can be no guarantee this will continue. Transaction costs (including the costs associated with futures investing), position limits, the availability of counterparties and other factors may impact the cost of Solana (SOL) futures contracts and decrease the correlation between the performance of Solana (SOL) futures contracts and Solana (SOL), over short or even long-term periods. In the event that there are persistent disconnects between Solana (SOL) and Solana (SOL) futures, the Fund may not be able to obtain the desired leveraged exposure and may not be able to achieve its investment objective.

In addition, the performance of back-month futures contracts is likely to differ more significantly from the performance of the spot prices of Solana (SOL). To the extent the Fund is invested in back-month Solana (SOL) future contracts, the performance of the Fund should be expected to deviate more significantly from the performance of Solana (SOL). Moreover, price differences between Solana (SOL) and Solana (SOL) futures will expose the Fund to risks different from, and possibly greater than, the risks associated with investing directly in Solana (SOL), including larger losses or smaller gains.

- **Cost of Futures Investment Risk** - As discussed above, when a Solana (SOL) futures contract is nearing expiration, the Fund will “roll” the futures contract, which means it will generally sell such contract and use the proceeds to buy a Solana (SOL) futures contract with a later expiration date. When rolling futures contracts that are in contango, the Fund would sell a lower priced, expiring contract and purchase a higher priced, longer-dated contract. The price difference between the expiring contract and longer-dated contract associated with rolling Solana (SOL) futures is

typically substantially higher than the price difference associated with rolling other futures contracts. Solana (SOL) futures have historically experienced extended periods of contango. Contango in the Solana (SOL) futures market may have a significant adverse impact on the performance of the Fund and may cause Solana (SOL) futures and the Fund to underperform spot Solana (SOL). Both contango and backwardation would reduce the Fund’s correlation to spot Solana (SOL) and may limit or prevent the Fund from achieving its investment objective. The impact of both contango and backwardation may also be greater to the extent the Fund invests in back-month futures contracts.

- **Solana (SOL) Futures Capacity Risk** - If the Fund’s ability to obtain exposure to Solana (SOL) futures contracts consistent with its investment objective is disrupted for any reason including, for example, limited liquidity in the Solana (SOL) futures market, a disruption to the Solana (SOL) futures market, or as a result of margin requirements, position limits, accountability levels, or other limitations imposed by the Fund’s futures commission merchants (“FCMs”), the listing exchanges or the CFTC, the Fund may not be able to achieve its investment objective and may experience significant losses.

In such circumstances, the Advisor intends to take such action as it believes appropriate and in the best interest of the Fund. Any disruption in the Fund’s ability to obtain leveraged exposure to Solana (SOL) futures contracts will cause the Fund’s performance to deviate from the performance of Solana (SOL) and Solana (SOL) futures. Additionally, the ability of the Fund to obtain leveraged exposure to Solana (SOL) futures contracts is limited by certain tax rules that limit the amount the Fund can invest in its wholly-owned subsidiary as of the end of each tax quarter. Exceeding this amount may have tax consequences, see the section entitled “Tax Risk” in the Fund’s Prospectus for more information.

- **Solana (SOL) Risk** - The Fund’s anticipated investments in Solana (SOL) futures contracts expose the Fund to the risks associated with an investment in Solana (SOL) because the anticipated price of Solana (SOL) futures is expected to be substantially based on the price of Solana (SOL). However, Solana (SOL) futures contracts have been trading for a relatively short period of time and the degree of correlation between the Solana (SOL) spot and the Solana (SOL) futures market is yet to be established with a high degree of certainty. It is possible that the anticipated price of Solana (SOL) futures may show a significant degree of correlation with the spot price of Solana (SOL).

Solana (SOL) is a relatively new innovation and is subject to unique and substantial risks. The markets for Solana (SOL) may be less liquid and more volatile than other markets for more established products. It may be difficult to execute a Solana (SOL) trade at a specific price when there is a relatively small volume of buy and sell orders in the Solana

(SOL) market. A market disruption can also make it more difficult to liquidate a position or find a suitable counterparty at a reasonable cost.

The market for Solana (SOL) is subject to rapid price swings, changes and uncertainty. A significant portion of the demand for Solana (SOL) may be the result of speculation. Consequently, the value of Solana (SOL) has been, and may continue to be, substantially dependent on speculation. Such speculation regarding the potential future appreciation of the price of Solana (SOL) may artificially inflate or deflate the price of Solana (SOL) and increase volatility. The further development of the Solana network and the acceptance and use of Solana (SOL) are subject to a variety of factors that are difficult to evaluate. The slowing, stopping or reversing of the development of the Solana network or the acceptance of Solana (SOL) may adversely affect the price and liquidity of Solana (SOL). Solana (SOL) is subject to the risk of fraud, theft, manipulation or security failures, operational or other problems that impact Solana (SOL) trading venues.

Additionally, if one or a coordinated group of validators were to gain control of a significant proportion of staked Solana (SOL), they could (depending on the proportion of control gained), impede, reverse or prevent confirmation of transactions, cause a fork in the blockchain, manipulate the blockchain or double spend Solana (SOL).

A significant portion of Solana (SOL) is held by a small number of holders sometimes referred to as “whales”. Transactions by these holders may influence the price of Solana (SOL) and these holders may have the ability to manipulate the price of Solana (SOL).

The Solana network has reportedly suffered multiple network outages including those arising from bugs (e.g., bugs in the propagation mechanism in 2020 and 2022, bugs leading to duplicate blocks in 2022, and bugs in the client software in 2024), security vulnerabilities (e.g., vulnerability in the client software in 2024), and denial of service and bot attacks (e.g., bot spamming and flooding in 2022, and a DDOS attack in 2021). The development of the Solana network is ongoing and future disruptions, outages, bugs, or other problems could have a material adverse effect on the value and volatility of Solana (SOL), Solana (SOL) futures and an investment in the Fund. Similarly, the client software implementation and wallets used by users and validators to access the Solana network or Solana (SOL) could suffer future disruptions, bugs, or other problems that could have a material adverse effect on the value of Solana (SOL), Solana (SOL) futures and an investment in the Fund.

Unlike the exchanges for more traditional assets, such as equity securities and futures contracts, Solana (SOL) and Solana (SOL) trading venues are largely unregulated and may be operating out of compliance with applicable regulation. As a result of the lack of regulation, individuals or

groups may engage in fraud or market manipulation (including using social media to promote Solana (SOL) in a way that artificially increases the price of Solana (SOL)). Investors may be more exposed to the risk of theft, fraud and market manipulation, operational failures than when investing in more traditional asset classes. Over the past several years, a number of Solana (SOL) trading venues have been closed due to fraud, failure or security breaches. Investors in Solana (SOL) may have little or no recourse should such theft, fraud or manipulation occur and could suffer significant losses.

Legal or regulatory changes may negatively impact the operation of the Solana network or restrict the use of Solana (SOL). For example, if Solana (SOL) were determined or were expected to be determined to be offered and sold as a security under the federal securities laws, it is possible certain trading venues would no longer facilitate trading in Solana (SOL), trading in Solana (SOL) futures may become significantly more volatile and/or completely halted, and the value of an investment in the Fund could decline significantly and without warning, including to zero.

The realization of any of these risks could result in a decline in the acceptance of Solana (SOL) and consequently a reduction in the value of Solana (SOL), Solana (SOL) futures, and the Fund.

- **Subsidiary Investment Risk** – Changes in the laws of the United States and/or the Cayman Islands, under which the Fund and the subsidiary are organized, respectively, could result in the inability of the Fund to operate as intended and could negatively affect the Fund and its shareholders.
- **Borrowing Risk** – The Fund will seek to borrow for investment or other purposes using reverse repurchase agreements. In particular, as a result of current margin requirements, the Fund will seek to enter into reverse repurchase agreements at or near its tax quarter-end. There can be no assurance that the Fund will be able to enter into reverse repurchase agreements or obtain favorable terms for those agreements. The cost of borrowing may significantly reduce the Fund’s return during those periods and may cause the Fund’s return to differ significantly from the Daily Target. While the Fund may earn interest on any collateral posted in connection with its investments in reverse repurchase agreements, such interest, if earned, would only offset a portion of the cost of borrowing. Borrowing may cause the Fund to liquidate positions under adverse market conditions to satisfy its repayment obligations. Borrowing increases the risk of loss and may increase the volatility of the Fund.
- **Money Market Instruments Risk** – Adverse economic, political or market events affecting issuers of money market instruments, defaults by counterparties or changes in government regulations may have a negative impact on the performance of the Fund.



- **Non-Diversification Risk** – The Fund has the ability to invest a relatively high percentage of its assets in the securities of a small number of issuers or in financial instruments with a single counterparty or a few counterparties. This may increase the Fund’s volatility and increase the risk that the Fund’s performance will decline based on the performance of a single issuer or the credit of a single counterparty.
- **Concentration Risk** – The Fund has significant exposure to Solana (SOL). As a result, the Fund may be subject to greater market fluctuations than a fund that is more broadly invested across industries.
- **Index Performance Risk** – The Index used by the Fund may underperform other asset classes and may underperform other similar indices. The Index is maintained by a third party provider unaffiliated with the Fund or ProShare Advisors. There can be no guarantee that the methodology underlying the Index or the daily calculation of the Index will be free from error.
- **Intraday Price Performance Risk** – The intraday performance of Fund shares traded in the secondary market generally will be different from the performance of the Fund when measured from one NAV calculation-time to the next. When shares are bought intraday, the performance of the Fund’s shares relative to the Index until the Fund’s next NAV calculation time will generally be higher or lower than the Daily Target.
- **Market Price Variance Risk** – Investors buy and sell Fund shares in the secondary market at market prices. Market prices may be different from the NAV per share of the Fund (i.e., the secondary market price may trade at a price greater than NAV (a premium) or less than NAV (a discount)). The market price of the Fund’s shares will fluctuate in response to changes in the value of the Fund’s holdings, supply and demand for shares and other market factors. In addition, the Solana (SOL) futures held by the Fund and Solana (SOL) may be traded in markets on days and at times when the Fund’s listing exchange is closed for trading. As a result, the value of the Fund’s holdings may vary, perhaps significantly, on days and at times when investors are unable to purchase or sell Fund shares. ProShare Advisors cannot predict whether shares will trade above, below or at a price equal to the value of the Fund’s holdings factors.
- **Authorized Participant Risk** – The Fund has a limited number of financial institutions that act as Authorized Participants or market makers. Only Authorized Participants may engage in creation or redemption transactions directly with the Fund. If some or all of these Authorized Participants exit the business or are unable to process creation and/or redemption orders, and other Authorized Participants are not willing or able to create and redeem Fund shares, investors may experience a significantly diminished trading market and the shares may trade at a discount to NAV.
- **Cash Purchases and Redemption Risk** – The Fund expects to effect all of its creations and redemptions in cash rather

than in-kind. Cash purchases and redemptions may increase transaction costs. The relatively high costs associated with obtaining leveraged exposure to Solana (SOL) futures contracts, particularly near contract expiration, may have a significant adverse impact on the performance of the Fund. Additionally, cash purchases and redemptions may cause the Fund to recognize a gain or loss.

- **Early Close/Late Close/Trading Halt Risk** – An exchange or market may close early, close late or issue trading halts on Solana (SOL) futures contracts. In these circumstances, the Fund may be unable to rebalance its portfolio, may be unable to accurately price its investments and/or may incur substantial trading losses.
- **New Fund Risk** – The Fund recently commenced operations, has a limited operating history, and started operations with a small asset base. There can be no assurance that the Fund will be successful or grow to or maintain a viable size, that an active trading market for the Fund’s shares will develop or be maintained, or that the Fund’s shares’ listing will continue unchanged.

Please see “Investment Objectives, Principal Investment Strategies and Related Risks” in the Fund’s Prospectus for additional details.

Investment Results

Performance history will be available for the Fund after it has been in operation for a full calendar year. After the Fund has a full calendar year of performance information, performance information will be shown on an annual basis.

Management

The Fund is advised by ProShare Advisors. Alexander Ilyasov, Senior Portfolio Manager, and George Banian, Portfolio Manager, have jointly and primarily managed the Fund since inception.

Purchase and Sale of Fund Shares

The Fund will issue and redeem shares only to Authorized Participants (typically broker-dealers) in exchange for the deposit or delivery of a basket of assets (securities and/or cash) in large blocks, known as Creation Units. Shares of the Fund may only be purchased and sold by retail investors in secondary market transactions through broker-dealers or other financial intermediaries. Shares of the Fund are listed for trading on a national securities exchange and because shares trade at market prices rather than NAV, shares of the Fund may trade at a price greater than NAV (premium) or less than NAV (discount). In addition to brokerage commissions, investors incur the costs of the difference between the highest price a buyer is willing to pay to purchase shares of the Fund (bid) and the lowest price a seller is willing to accept for shares of the Fund (ask) when buying or selling shares in the secondary market (the “bid-ask spread”). The bid-ask spread varies over time for Fund shares based on trading volume and market liquidity. Recent information, including information about the Fund’s NAV, market price, premiums and discounts, and bid-ask

spreads, is included on the Fund's website (www.proshares.com).

Tax Information

Income and capital gains distributions you receive from the Fund generally are subject to federal income taxes and may

also be subject to state and local taxes. The Fund intends to distribute income, if any, monthly, and capital gains, if any, at least annually.



Investment Objective

ProShares UltraShort Solana ETF (the “Fund”) seeks daily investment results, before fees and expenses, that correspond to two times the inverse (-2x) of the daily performance of the Bloomberg Solana Index (the “Index”).

In this manner, the Fund seeks daily returns that correspond to two times the inverse (-2x) of the price of Solana (SOL). **The Fund does not directly short Solana (SOL).**

Important Information About the Fund

If the Fund is successful in meeting its investment objective, it should gain approximately two times as much as the Index loses when the Index falls on a given day. Conversely, it should lose approximately two times as much as the Index gains when the Index rises on a given day. **The Fund does not seek to achieve two times the inverse (-2x) of the daily performance of the Index (the “Daily Target”) for any period other than a day.**

While the Fund has a daily investment objective, you may hold Fund shares for longer than one day if you believe doing so is consistent with your goals and risk tolerance. **If you hold fund shares for any period other than a day, it is important for you to understand that over your holding period:**

- Your return may be higher or lower than the Daily Target, and this difference may be significant.
- Factors that contribute to returns that are worse than the Daily Target include smaller Index gains or losses and higher Index volatility, as well as longer holding periods when these factors apply.
- Factors that contribute to returns that are better than the Daily Target include larger Index gains or losses and lower Index volatility, as well as longer holding periods when these factors apply.
- The more extreme these factors are, and the more they occur together, the more your return will tend to deviate from the Daily Target.

Fees and Expenses of the Fund

The table below describes the fees and expenses that you may pay if you buy, hold, and sell shares of the Fund. **You may pay other fees, such as brokerage commissions and other fees to financial intermediaries, which are not reflected in the tables and examples below.**

Annual Fund Operating Expenses

(expenses that you pay each year as a percentage of the value of your investment)

Management Fees	0.95%
Other Expenses ¹	1.19%
Total Annual Fund Operating Expenses	2.14%

¹ “Other Expenses” are estimated and include 1.19% of interest expense and fees charged by futures commission merchants incurred in the course of implementing the Fund’s strategy.

Example: This example is intended to help you compare the cost of investing in the Fund with the cost of investing in other funds.

The example assumes that you invest \$10,000 in the Fund for the time periods indicated and then redeem or hold all of your shares at the end of each period. The example also assumes that your investment has a 5% return each year and that the Fund’s operating expenses remain the same. Although your actual costs may be higher or lower, based on these assumptions your approximate costs would be:

1 Year	3 Years
217	670

The Fund pays transaction and financing costs associated with the purchase and sale of securities and derivatives. These costs are not reflected in the table or the example above.

Portfolio Turnover

The Fund pays transaction costs, such as commissions, when it buys and sells securities (or “turns over” its portfolio). A higher portfolio turnover rate may indicate higher transaction costs and may result in higher taxes when the Fund’s shares are held in a taxable account. These costs, which are not reflected in Annual Fund Operating Expenses or in the example above, affect the Fund’s performance. Because the Fund is newly organized, portfolio turnover information is not yet available.

Principal Investment Strategies

The Fund invests in financial instruments that ProShare Advisors believes, in combination, should produce daily returns consistent with the Daily Target. In this manner, the Fund seeks daily returns that correspond to two times the inverse (-2x) of the price of Solana (SOL). **The Fund does not directly short Solana (SOL).**

SOL, commonly referred to as Solana, is a digital asset. The ownership and operation of Solana (SOL) is determined by participants in an online, peer-to-peer network sometimes referred to as the “Solana network.” The Solana network connects computers that run publicly accessible, or “open source,” software that follows the rules and procedures governing the Solana network. This is commonly referred to as the Solana protocol (and is described in more detail in the section entitled “The Solana protocol” in the Fund’s Prospectus). The Solana protocol was introduced in 2017 and uses the Proof-of-History (“PoH”) timestamping mechanism. PoH is a timestamping mechanism that automatically orders on-chain transactions by creating a historical record that proves an event has occurred at a specific moment in time.

The value of Solana (SOL) is not backed by any government, corporation, or other identified body. Instead, its value is determined in part by the supply and demand in markets created to facilitate the trading of Solana (SOL). Ownership and

transaction records for Solana (SOL) are protected through public-key cryptography. The supply of Solana (SOL) is determined by the Solana protocol. No single entity owns or operates the Solana network. The Solana network is collectively maintained by (1) a decentralized group of participants who run computer software that results in the recording and validation of transactions (commonly referred to as “validators”), (2) developers who propose improvements to the Solana protocol and the software that enforces the protocol and (3) users who choose which version of the Solana software to run. From time to time, the developers suggest changes to the Solana software. If a validator elects not to adopt the changes, or implements changes independently, a new digital asset operating on a modified version of the Solana software, may be created. This is often referred to as a “fork.” The price of the Solana (SOL) instruments in which the Fund invests may reflect the impact of these forks.

The Index is designed to measure the performance of a single Solana (SOL) traded in USD and seeks to provide a proxy for the Solana (SOL) market. The Index price is a composite of U.S. dollar-Solana (SOL) trading activity reported by certain digital asset trading platforms that are evaluated based on a variety of different criteria, including the trading platforms’ oversight and governance controls, liquidity, capital controls, data transparency and data integrity. The digital asset trading platforms included in the Index are reevaluated quarterly. The Index is constructed and maintained by Bloomberg Index Services Limited. More information about the Index can be found using the Bloomberg ticker symbol “BSOLANA”.

Under normal circumstances, the Fund will obtain inverse leveraged exposure to at least 80% of its total assets in components of the Index or in instruments with similar economic characteristics.

The Fund will invest principally in the financial instruments listed below.

- **Derivatives** – Financial instruments whose value is derived from the value of an underlying asset or rate, such as stocks, bonds, ETFs, interest rates or indexes. The Fund invests in derivatives (e.g. Solana (SOL) futures contracts) in order to gain inverse leveraged exposure to the Index. These derivatives principally include:
 - **Solana (SOL) Futures Contracts** – Standardized, cash-settled Solana (SOL) futures contracts traded on commodity exchanges registered with the Commodity Futures Trading Commission (“CFTC”). The Fund seeks to invest in cash-settled, front-month Solana (SOL) futures. In order to obtain inverse or “short” exposure, the Fund intends to enter into cash-settled Solana (SOL) futures contracts as the “seller.” In simplest terms, in a cash-settled futures market the seller pays the counterparty if the price of a futures contract goes up and receives cash from the counterparty if the price of the futures contract goes down. The Fund may also invest in back-month Solana (SOL) futures contracts. Front-month Solana (SOL) futures contracts are those contracts with the shortest

time to maturity. Back-month Solana (SOL) futures contracts are those with longer times to maturity.

- **Money Market Instruments** – The Fund expects that any cash balances maintained in connection with its use of derivatives will typically be held in high quality, short-term money market instruments, for example:
 - **U.S. Treasury Bills** – U.S. government securities that have initial maturities of one year or less, and are supported by the full faith and credit of the U.S. government.
 - **Repurchase Agreements** – Contracts in which a seller of securities, usually U.S. government securities or other money market instruments, agrees to buy the securities back at a specified time and price.
- **Reverse Repurchase Agreements** – The Fund seeks to engage in reverse repurchase agreements, a form of borrowing or leverage, and uses the proceeds to help achieve the Fund’s investment objective.

ProShare Advisors uses a mathematical approach to investing in which it determines the type, quantity and mix of investment positions that it believes, in combination, the Fund should hold to produce daily returns consistent with the Daily Target. For these purposes a day is measured from the time of one net asset value (“NAV”) calculation to the next.

The Fund seeks to remain fully invested at all times in financial instruments that, in combination, provide inverse leveraged exposure consistent with the investment objective, without regard to market conditions, trends or direction.

The Fund seeks to rebalance its portfolio each day so that its exposure to the Index is consistent with the Daily Target. The Index’s movements during the day will affect whether the Fund’s portfolio needs to be rebalanced. For example, if the Index has risen on a given day, net assets of the Fund should fall (assuming there were no Creation Units issued). As a result, the Fund’s exposure will need to be decreased. Conversely, if the Index has fallen on a given day, net assets of the Fund should rise (assuming there were no Creation Unit redemptions). As a result, the Fund’s exposure will need to be increased.

In order to maintain its inverse exposure to the Index, the Fund intends to exit its futures contracts as they near expiration and replace them with new futures contracts with a later expiration date. Futures contracts with a longer term to expiration may be priced lower than futures contracts with a shorter term to expiration, a relationship called “backwardation.” When rolling short futures contracts that are in backwardation, the Fund will close its short position by buying the expiring contract at a relatively higher price and selling a longer-dated contract at a relatively lower price. The presence of backwardation would be expected to adversely affect the performance of the Fund.

Conversely, futures contracts with a longer term to expiration may be priced higher than futures contracts with a shorter term to expiration, a relationship called “contango.” When



rolling short futures contracts that are in contango, the Fund will close its short position by buying the expiring contract at a relatively lower price and selling a longer-dated contract at a relatively higher price. The presence of contango may positively affect the performance of the Fund.

The Fund expects to gain inverse leveraged exposure by investing a portion of its assets in a wholly-owned subsidiary of the Fund organized under the laws of the Cayman Islands and advised by ProShare Advisors. Because the Fund intends to qualify for treatment as a regulated investment company ("RIC") under Subchapter M of the Internal Revenue Code of 1986, as amended, the Fund intends to invest no more than 25% of the Fund's total assets (including any borrowings) in the subsidiary at each quarter end of the Fund's tax year. During such periods, the Fund will seek to borrow using reverse repurchase agreements, incurring significant borrowing costs, and the Fund's returns may be significantly lower than the Daily Target during such periods at the end of each tax quarter (e.g., July 31, 2025, October 31, 2025, January 30, 2026, and April 30, 2026). In addition, the Fund may be required to dispose of a portion of its futures contracts, may not be able to obtain inverse leveraged exposure consistent with its Daily Target, and may or may not meet its investment objective as of the end of each tax quarter. Exceeding the 25% limit may have tax consequences, see the section entitled "Tax Risk" in the Fund's Prospectus for more information. References to investments by the Fund should be read to mean investments by either the Fund or the subsidiary.

Please see "Investment Objectives, Principal Investment Strategies and Related Risks" in the Fund's Prospectus for additional details.

Principal Risks

You could lose money by investing in the Fund.

- **Investment Strategy Risk** - The Fund obtains short exposure to Solana (SOL) in a manner designed to provide inverse leveraged exposure to the single day returns of the Index. **The Fund does not directly short Solana (SOL).** Investors seeking to short Solana (SOL) directly should consider an investment other than the Fund.
- **Short or Inverse Investing Risk** – You will lose money when the Index rises - a result that is the opposite from a traditional index fund. Obtaining inverse or "short" exposure may be considered an aggressive investment technique. The costs of obtaining this short exposure will lower your returns.
- **Leverage Risk** – The Fund uses leverage and will lose more money when the value of the Index rises than a similar fund that does not use leverage. The use of leverage increases the risk of a total loss of your investment. If the Index approaches a -50% gain at any point in the day, you could lose your entire investment. As a result, an investment in the Fund may not be suitable for all investors. The use of leverage increases the volatility of your returns. The cost of obtaining this leverage will lower your returns.

- **Holding Period Risk** – The performance of the Fund for periods longer than a single day will likely differ from the Daily Target. This difference may be significant. **If you are considering holding fund shares for longer than a day, it's important that you understand the impact of Index returns and Index volatility (how much the value of the Index moves up and down from day-to-day) on your holding period return.** Index volatility has a negative impact on Fund returns. During periods of higher Index volatility, the Index volatility may affect the Fund's returns as much as or more than the return of the Index.

The following table illustrates the impact of Index volatility and Index return on Fund returns for a hypothetical one-year period. However, these effects will impact your return for any holding period other than a day. **The longer you hold shares of the Fund, the more magnified these effects will be. As a result, you should consider monitoring your investments in the Fund in light of your individual investment goals and risk tolerance.**

In the table areas shaded darker represent those scenarios where the Fund can be expected to return less than the Daily Target. As the table shows, your return will tend to be worse than the Daily Target when there are smaller Index gains or losses and higher Index volatility. Your return will tend to be better than the Daily Target when there are larger Index gains or losses and lower Index volatility. You may lose money when the Index return is flat (i.e., close to zero) and you may lose money when the Index falls.

The table uses hypothetical annualized Index volatility and Index returns to illustrate the impact of these two factors on Fund performance over a one-year period. It does not represent actual returns. Each row corresponds to the level of a hypothetical Index return for a one-year period. Each column corresponds to a level of hypothetical annualized Index volatility. For example, the Fund may mistakenly be expected to achieve a -50% return on a yearly basis if the annual Index return were -25%. However, as the table shows, with a one-year Index return of -25% and an annualized Index volatility of 125%, the Fund could be expected to return -98.4%.

The range of hypothetical annualized Index volatility used in the table (75%-200%) is especially high reflecting, the fact that the price of Solana (SOL) has historically been highly volatile, even as compared to other digital assets. Trading prices of Solana (SOL) and other digital assets have experienced significant volatility in recent periods and may continue to do so. Such volatility may persist. In light of this, you should carefully consider the significant negative impact of volatility on Fund returns, as illustrated below, and the potential for significant losses on your investment in the Fund, when considering whether to hold shares of the Fund for longer periods.



Estimated Fund Returns								
Index Performance		One Year Volatility Rate						
Two Times the Inverse (-2x) of the One Year Index	One Year Index	75%	100%	125%	150%	175%	200%	
-95%	190%	7299.3%	1891.5%	268.4%	-53.2%	-95.9%	-99.8%	
-75%	150%	196.0%	-20.3%	-85.3%	-98.1%	-99.8%	-100.0%	
-50%	100%	-26.0%	-80.1%	-96.3%	-99.5%	-100.0%	-100.0%	
-25%	50%	-67.1%	-91.1%	-98.4%	-99.8%	-100.0%	-100.0%	
0%	0%	-81.5%	-95.0%	-99.1%	-99.9%	-100.0%	-100.0%	
25%	-50%	-88.2%	-96.8%	-99.4%	-99.9%	-100.0%	-100.0%	
50%	-100%	-91.8%	-97.8%	-99.6%	-99.9%	-100.0%	-100.0%	
75%	-150%	-94.0%	-98.4%	-99.7%	-100.0%	-100.0%	-100.0%	
100%	-200%	-95.4%	-98.8%	-99.8%	-100.0%	-100.0%	-100.0%	
125%	-250%	-96.3%	-99.0%	-99.8%	-100.0%	-100.0%	-100.0%	
150%	-300%	-97.0%	-99.2%	-99.9%	-100.0%	-100.0%	-100.0%	

Assumes: (a) no Fund expenses and (b) borrowing/lending rates (to obtain inverse leveraged exposure) of zero percent. If these were included the Fund's performance would be different from that shown.

The Index's has calculated performance since January 4, 2021. For the period from January 4, 2021 through May 31, 2025, the Index's annualized historical volatility rate was 117.47%. Due to the Index's limited operating history, the S&P Solana Reference Price Index is used for comparative purposes. The S&P Solana Reference Price Index's annualized historical volatility rate for the five-year period ended May 31, 2025 was 115.27%. S&P Solana Reference Price Index's highest May to May volatility rate during the five-year period was 182.56% (May 31, 2021). The Index's annualized total return performance for the period from January 4, 2021 through May 31, 2025 was 102.98%. The S&P Solana Reference Price Index's annualized total return performance for the five-year period ended May 31, 2025 was 112.96%. Historical Index volatility and performance do not predict future Index volatility and performance.

For more information, including additional graphs and charts demonstrating the effects of Index volatility and Index return on the long-term performance of the Fund, see "Understanding the Risks and Long-Term Performance of a Daily Objective Fund" in the Fund's Prospectus.

- **Correlation Risk** – A number of factors may affect the Fund's ability to achieve a high degree of inverse leveraged correlation with the Index. Fees, expenses, transaction costs, financing costs associated with the use of derivatives, among other factors, will adversely impact the Fund's ability to meet its Daily Target. In addition, if for any reason the Fund is unable to rebalance all or a portion of its investments, the Fund may have exposure to the Index that is significantly greater or less than the Daily Target. Any of these

factors may prevent the Fund from achieving exposure consistent with the Daily Target.

- **Derivatives Risk** – Investing in derivatives to obtain inverse leveraged exposure may be considered aggressive and may expose the Fund to greater risks including counterparty risk and correlation risk. The Fund may lose money if its derivatives do not perform as expected and may even lose money if they do perform as expected. Any costs associated with using derivatives will reduce the Fund's return.
- **Counterparty Risk** – The Fund may lose money if a counterparty does not meet its contractual obligations.
- **Solana (SOL) Market Volatility Risk** – The price of Solana (SOL) has historically been highly volatile. The value of the Fund's investments in Solana (SOL) futures – and therefore the value of an investment in the Fund – could decline significantly and without warning, including to zero. If you are not prepared to accept significant and unexpected changes in the value of the Fund and the possibility that you could lose your entire investment in the Fund you should not invest in the Fund.

Trading prices of Solana (SOL) and other digital assets have experienced significant volatility in recent periods and may continue to do so. For instance, there have been steep increases in the value of certain digital assets and multiple market observers have asserted that digital assets were experiencing a "bubble." These increases were followed by steep drawdowns. These episodes of rapid price appreciations followed by steep drawdowns have occurred multiple times resulting in extreme volatility. Such volatility may persist.

- **Liquidity Risk** – The market for the Solana (SOL) futures contracts is still developing and may be subject to periods of illiquidity. During such times it may be difficult or impossible to buy or sell a position at the desired price. Market disruptions or volatility can also make it difficult to find a counterparty willing to transact at a reasonable price and sufficient size. Illiquid markets may cause losses, which could be significant. The large size of the positions which the Fund may acquire increases the risk of illiquidity, may make its positions more difficult to liquidate, and may increase the losses incurred while trying to do so. Such large positions also may impact the price of Solana (SOL) futures, which could decrease the correlation between the performance of Solana (SOL) futures and spot Solana (SOL).
- **Solana (SOL) Futures Risk** – The market for Solana (SOL) futures may be less developed, and potentially less liquid and more volatile, than more established futures markets. While the Solana (SOL) futures market has grown substantially since Solana (SOL) futures commenced trading, there can be no assurance that this growth will continue. The price for Solana (SOL) futures contracts is based on a number of factors, including the supply of and the demand for Solana (SOL) futures contracts. Market conditions and



expectations, regulatory limitations or limitations imposed by the listing exchanges or futures commission merchants (“FCMs”) (e.g., margin requirements, position limits, and accountability levels), collateral requirements, availability of counterparties, and other factors each can impact the supply of and demand for Solana (SOL) futures contracts.

Market conditions and expectations, margin requirements, position limits, accountability levels, collateral requirements, availability of counterparties, and other factors may also limit the Fund’s ability to achieve its desired exposure to Solana (SOL) futures contracts. If the Fund is unable to achieve such exposure it may not be able to meet its investment objective and the Fund’s returns may be different or lower than expected. Additionally, collateral requirements may require the Fund to liquidate its positions, potentially incurring losses and expenses, when it otherwise would not do so. Investing in derivatives like Solana (SOL) futures may be considered aggressive and may expose the Fund to significant risks. These risks include counterparty risk and liquidity risk.

The performance of Solana (SOL) futures contracts, in general, has historically been highly correlated to the performance of Solana (SOL). However, there can be no guarantee this will continue. Transaction costs (including the costs associated with futures investing), position limits, the availability of counterparties and other factors may impact the cost of Solana (SOL) futures contracts and decrease the correlation between the performance of Solana (SOL) futures contracts and Solana (SOL), over short or even long-term periods. In the event that there are persistent disconnects between Solana (SOL) and Solana (SOL) futures, the Fund may not be able to obtain the desired inverse leveraged exposure and may not be able to achieve its investment objective.

In addition, the performance of back-month futures contracts is likely to differ more significantly from the performance of the spot prices of Solana (SOL). To the extent the Fund is invested in back-month Solana (SOL) future contracts, the performance of the Fund should be expected to deviate more significantly from the performance of Solana (SOL). Moreover, price differences between Solana (SOL) and Solana (SOL) futures will expose the Fund to risks different from, and possibly greater than, the risks associated with investing directly in Solana (SOL), including larger losses or smaller gains.

- **Solana (SOL) Futures Capacity Risk** - If the Fund’s ability to obtain exposure to Solana (SOL) futures contracts consistent with its investment objective is disrupted for any reason including, for example, limited liquidity in the Solana (SOL) futures market, a disruption to the Solana (SOL) futures market, or as a result of margin requirements, position limits, accountability levels, or other limitations

imposed by the Fund’s futures commission merchants (“FCMs”), the listing exchanges or the CFTC, the Fund may not be able to achieve its investment objective and may experience significant losses.

In such circumstances, the Advisor intends to take such action as it believes appropriate and in the best interest of the Fund. Any disruption in the Fund’s ability to obtain inverse leveraged exposure to Solana (SOL) futures contracts will cause the Fund’s performance to deviate from the performance of Solana (SOL) and Solana (SOL) futures. Additionally, the ability of the Fund to obtain inverse leveraged exposure to Solana (SOL) futures contracts is limited by certain tax rules that limit the amount the Fund can invest in its wholly-owned subsidiary as of the end of each tax quarter. Exceeding this amount may have tax consequences, see the section entitled “Tax Risk” in the Fund’s Prospectus for more information.

- **Cost of Futures Investment Risk** - As discussed above, when a Solana (SOL) futures contract is nearing expiration, the Fund will “roll” the futures contract. This means it will generally exit its position in such contract and enter into a new position in a Solana (SOL) futures contract with a later expiration date. When rolling short futures contracts that are in backwardation, the Fund will close its short position by buying the expiring contract at a relatively higher price and selling a longer-dated contract at a relatively lower price. Backwardation in the Solana (SOL) futures market may have a significant adverse impact on the performance of the Fund. Both contango and backwardation may cause Solana (SOL) futures to perform differently than spot Solana (SOL) and may limit or prevent the Fund from achieving its investment objective. The impact of both contango and backwardation may also be greater to the extent the Fund invests in back-month futures contracts.
- **Solana (SOL) Risk** - The Fund’s anticipated investments in Solana (SOL) futures contracts expose the Fund to the risks associated with an investment in Solana (SOL) because the anticipated price of Solana (SOL) futures is expected to be substantially based on the price of Solana (SOL). However, Solana (SOL) futures contracts have been trading for a relatively short period of time and the degree of correlation between the Solana (SOL) spot and the Solana (SOL) futures market is yet to be established with a high degree of certainty. It is possible that the anticipated price of Solana (SOL) futures may show a significant degree of correlation with the spot price of Solana (SOL).

Solana (SOL) is a relatively new innovation and is subject to unique and substantial risks. The markets for Solana (SOL) may be less liquid and more volatile than other markets for more established products. It may be difficult to execute a Solana (SOL) trade at a specific price when there is a relatively small volume of buy and sell orders in the Solana (SOL) market. A market disruption can also make it more

difficult to liquidate a position or find a suitable counterparty at a reasonable cost.

The market for Solana (SOL) is subject to rapid price swings, changes and uncertainty. A significant portion of the demand for Solana (SOL) may be the result of speculation. Consequently, the value of Solana (SOL) has been, and may continue to be, substantially dependent on speculation. Such speculation regarding the potential future appreciation of the price of Solana (SOL) may artificially inflate or deflate the price of Solana (SOL) and increase volatility. The further development of the Solana network and the acceptance and use of Solana (SOL) are subject to a variety of factors that are difficult to evaluate. The slowing, stopping or reversing of the development of the Solana network or the acceptance of Solana (SOL) may adversely affect the price and liquidity of Solana (SOL). Solana (SOL) is subject to the risk of fraud, theft, manipulation or security failures, operational or other problems that impact Solana (SOL) trading venues.

Additionally, if one or a coordinated group of validators were to gain control of a significant proportion of staked Solana (SOL), they could (depending on the proportion of control gained), impede, reverse or prevent confirmation of transactions, cause a fork in the blockchain, manipulate the blockchain or double spend Solana (SOL).

A significant portion of Solana (SOL) is held by a small number of holders sometimes referred to as “whales”. Transactions by these holders may influence the price of Solana (SOL) and these holders may have the ability to manipulate the price of Solana (SOL).

The Solana network has reportedly suffered multiple network outages including those arising from bugs (e.g., bugs in the propagation mechanism in 2020 and 2022, bugs leading to duplicate blocks in 2022, and bugs in the client software in 2024), security vulnerabilities (e.g., vulnerability in the client software in 2024), and denial of service and bot attacks (e.g., bot spamming and flooding in 2022, and a DDOS attack in 2021). The development of the Solana network is ongoing and future disruptions, outages, bugs, or other problems could have a material adverse effect on the value and volatility of Solana (SOL), Solana (SOL) futures and an investment in the Fund. Similarly, the client software implementation and wallets used by users and validators to access the Solana network or Solana (SOL) could suffer future disruptions, bugs, or other problems that could have a material adverse effect on the value of Solana (SOL), Solana (SOL) futures and an investment in the Fund.

Unlike the exchanges for more traditional assets, such as equity securities and futures contracts, Solana (SOL) and Solana (SOL) trading venues are largely unregulated and may be operating out of compliance with applicable regulation. As a result of the lack of regulation, individuals or

groups may engage in fraud or market manipulation (including using social media to promote Solana (SOL) in a way that artificially increases the price of Solana (SOL)). Investors may be more exposed to the risk of theft, fraud and market manipulation, operational failures than when investing in more traditional asset classes. Over the past several years, a number of Solana (SOL) trading venues have been closed due to fraud, failure or security breaches. Investors in Solana (SOL) may have little or no recourse should such theft, fraud or manipulation occur and could suffer significant losses.

Legal or regulatory changes may negatively impact the operation of the Solana network or restrict the use of Solana (SOL). For example, if Solana (SOL) were determined or were expected to be determined to be offered and sold as a security under the federal securities laws, it is possible certain trading venues would no longer facilitate trading in Solana (SOL), trading in Solana (SOL) futures may become significantly more volatile and/or completely halted, and the value of an investment in the Fund could decline significantly and without warning, including to zero.

As a result, events that are not necessarily related to the security or utility of Solana (SOL) can nonetheless cause significant volatility in the price of Solana (SOL). Alternatively, legal or regulatory changes may increase the acceptance and adoption of Solana (SOL). The realization of any of these risks could result in increased volatility and in some instances could result in a sharp increase in the value of Solana (SOL).

- **Subsidiary Investment Risk** – Changes in the laws of the United States and/or the Cayman Islands, under which the Fund and the subsidiary are organized, respectively, could result in the inability of the Fund to operate as intended and could negatively affect the Fund and its shareholders.
- **Borrowing Risk** – The Fund will seek to borrow for investment or other purposes using reverse repurchase agreements. In particular, as a result of current margin requirements, the Fund will seek to enter into reverse repurchase agreements at or near its tax quarter-end. There can be no assurance that the Fund will be able to enter into reverse repurchase agreements or obtain favorable terms for those agreements. The cost of borrowing may significantly reduce the Fund's return during those periods and may cause the Fund's return to differ significantly from the Daily Target. While the Fund may earn interest on any collateral posted in connection with its investments in reverse repurchase agreements, such interest, if earned, would only offset a portion of the cost of borrowing. Borrowing may cause the Fund to liquidate positions under adverse market conditions to satisfy its repayment obligations. Borrowing increases the risk of loss and may increase the volatility of the Fund.



- **Money Market Instruments Risk** – Adverse economic, political or market events affecting issuers of money market instruments, defaults by counterparties or changes in government regulations may have a negative impact on the performance of the Fund.
- **Non-Diversification Risk** – The Fund has the ability to invest a relatively high percentage of its assets in the securities of a small number of issuers or in financial instruments with a single counterparty or a few counterparties. This may increase the Fund’s volatility and increase the risk that the Fund’s performance will decline based on the performance of a single issuer or the credit of a single counterparty.
- **Concentration Risk** – The Fund has significant exposure to Solana (SOL). As a result, the Fund may be subject to greater market fluctuations than a fund that is more broadly invested across industries.
- **Index Performance Risk** – The Index used by the Fund may underperform other asset classes and may underperform other similar indices. The Index is maintained by a third party provider unaffiliated with the Fund or ProShare Advisors. There can be no guarantee that the methodology underlying the Index or the daily calculation of the Index will be free from error.
- **Intraday Price Performance Risk** – The intraday performance of Fund shares traded in the secondary market generally will be different from the performance of the Fund when measured from one NAV calculation-time to the next. When shares are bought intraday, the performance of the Fund’s shares relative to the Index until the Fund’s next NAV calculation time will generally be higher or lower than the Daily Target.
- **Market Price Variance Risk** – Investors buy and sell Fund shares in the secondary market at market prices. Market prices may be different from the NAV per share of the Fund (i.e., the secondary market price may trade at a price greater than NAV (a premium) or less than NAV (a discount)). The market price of the Fund’s shares will fluctuate in response to changes in the value of the Fund’s holdings, supply and demand for shares and other market factors. In addition, the Solana (SOL) futures held by the Fund and Solana (SOL) may be traded in markets on days and at times when the Fund’s listing exchange is closed for trading. As a result, the value of the Fund’s holdings may vary, perhaps significantly, on days and at times when investors are unable to purchase or sell Fund shares. ProShare Advisors cannot predict whether shares will trade above, below or at a price equal to the value of the Fund’s holdings factors.
- **Authorized Participant Risk** – The Fund has a limited number of financial institutions that act as Authorized Participants or market makers. Only Authorized Participants may engage in creation or redemption transactions directly with the Fund. If some or all of these Authorized Participants exit the business or are unable to process creation and/or redemption orders, and other Authorized Participants are not willing or able to create and redeem Fund

shares, investors may experience a significantly diminished trading market and the shares may trade at a discount to NAV.

- **Cash Purchases and Redemption Risk** – The Fund expects to effect all of its creations and redemptions in cash rather than in-kind. Cash purchases and redemptions may increase transaction costs. The relatively high costs associated with obtaining inverse leveraged exposure to Solana (SOL) futures contracts, particularly near contract expiration, may have a significant adverse impact on the performance of the Fund. Additionally, cash purchases and redemptions may cause the Fund to recognize a gain or loss.
- **Early Close/Late Close/Trading Halt Risk** – An exchange or market may close early, close late or issue trading halts on Solana (SOL) futures contracts. In these circumstances, the Fund may be unable to rebalance its portfolio, may be unable to accurately price its investments and/or may incur substantial trading losses.
- **New Fund Risk** – The Fund recently commenced operations, has a limited operating history, and started operations with a small asset base. There can be no assurance that the Fund will be successful or grow to or maintain a viable size, that an active trading market for the Fund’s shares will develop or be maintained, or that the Fund’s shares’ listing will continue unchanged.

Please see “Investment Objectives, Principal Investment Strategies and Related Risks” in the Fund’s Prospectus for additional details.

Investment Results

Performance history will be available for the Fund after it has been in operation for a full calendar year. After the Fund has a full calendar year of performance information, performance information will be shown on an annual basis.

Management

The Fund is advised by ProShare Advisors. Alexander Ilyasov, Senior Portfolio Manager, and George Banian, Portfolio Manager, have jointly and primarily managed the Fund since inception.

Purchase and Sale of Fund Shares

The Fund will issue and redeem shares only to Authorized Participants (typically broker-dealers) in exchange for the deposit or delivery of a basket of assets (securities and/or cash) in large blocks, known as Creation Units. Shares of the Fund may only be purchased and sold by retail investors in secondary market transactions through broker-dealers or other financial intermediaries. Shares of the Fund are listed for trading on a national securities exchange and because shares trade at market prices rather than NAV, shares of the Fund may trade at a price greater than NAV (premium) or less than NAV (discount). In addition to brokerage commissions, investors incur the costs of the difference between the highest price a buyer is



willing to pay to purchase shares of the Fund (bid) and the lowest price a seller is willing to accept for shares of the Fund (ask) when buying or selling shares in the secondary market (the “bid-ask spread”). The bid-ask spread varies over time for Fund shares based on trading volume and market liquidity. Recent information, including information about the Fund’s NAV, market price, premiums and discounts, and bid-ask spreads, is included on the Fund’s website (www.proshares.com).

Tax Information

Income and capital gains distributions you receive from the Fund generally are subject to federal income taxes and may also be subject to state and local taxes. The Fund intends to distribute income, if any, monthly, and capital gains, if any, at least annually.

Investment Objectives, Principal Investment Strategies and Related Risks

This section contains additional details about each Fund's investment objective, principal investment strategies and related risks.

Investment Objectives

Each Fund is a "Geared Fund" in the sense that it is designed to seek daily investment results, before fees and expenses, that correspond to the daily performance of a daily benchmark such as the inverse (-1x), multiple (i.e., 2x), or inverse multiple (i.e., -2x) of the daily performance of an index (the "Daily Target") for a single day, not for any other period. The "Short Funds" (i.e., the Funds that have the prefix "Short" or "UltraShort" in their names) are designed to correspond to the inverse or an inverse multiple of the daily performance of an index. The "Ultra Funds" (i.e., the Funds that have the prefix "Ultra" in their names) are designed to correspond to a multiple of the daily performance of an index. The Funds do not seek to achieve their stated investment objectives over a period of time greater than a single day. A "single day" is measured from the time a Fund calculates its net asset value ("NAV") to the time of the Fund's next NAV calculation.

The return of a Fund for periods longer than a day is the product of a series of daily leveraged returns for each trading day during that period. If you hold Fund shares for any period other than a day, it is important for you to understand the risks and long-term performance of a daily objective fund. You should know that over your holding period:

- Your return may be higher or lower than the Daily Target, and this difference may be significant.
- Factors that contribute to returns that are worse than the Daily Target include smaller Index gains or losses and higher Index volatility, as well as longer holding periods when these factors apply.
- Factors that contribute to returns that are better than the Daily Target include larger Index gains or losses and lower Index volatility, as well as longer holding periods when these factors apply.
- The more extreme these factors are, and the more they occur together, the more your return will tend to deviate from the Daily Target.

For periods longer than a day, you will lose money if the Index's performance is flat. It is possible that you will lose money invested in a Short Fund even if the value of the Index falls during that period or money invested in an Ultra Fund even if the value of the Index rises during that period. Returns may move in the opposite direction of the Index during periods of higher Index volatility, low Index returns, or both. In addition, during periods of higher Index volatility, the Index volatility may affect your return as much or more than the return of the Index.

Investment in a Fund involves risks that are different from and additional to the risks of investments in other types of funds. An investor in a Fund could potentially lose the full value of their investment within a single day.

Each Fund's investment objective is non-fundamental, meaning it may be changed by the Board of Trustees ("Board"), without the approval of Fund shareholders.

Principal Investment Strategies

In seeking to achieve each Fund's investment objective, ProShare Advisors follows a passive approach to investing that is designed to correspond to the inverse (-1x), multiple (i.e., 2x), or inverse multiple (i.e., -2x) of the daily performance of its index. Each Fund attempts to achieve its investment objective by investing all, or substantially all, of its assets in investments that make up its index or in financial instruments that provide similar exposure.

Each Fund employs various investment techniques designed to achieve their respective investment objectives. These techniques are intended to enhance liquidity, maintain a tax-efficient portfolio and reduce transaction costs to maintain a high correlation with, and similar aggregate characteristics to, the index or inverse of the index, or multiple thereof, as applicable.

ProShare Advisors does not invest the assets of a Fund in securities or financial instruments based on ProShare Advisors' view of the investment merit of a particular security, instrument, or company, other than for cash management purposes, nor does it conduct conventional investment research or analysis (other than in determining counterparty creditworthiness), or forecast market movement or trends, in managing the assets of a Fund. Each Fund generally seeks to remain fully invested at all times in securities and/or financial instruments that, in combination, provide exposure to its index consistent with its investment objective, without regard to market conditions, trends, direction, or the financial condition of a particular issuer. The Funds do not take temporary defensive positions.

On a daily basis, each Fund will seek to position its portfolio so that such Fund's investment exposure is consistent with its investment objective. In general, changes to the level of a Fund's index each day will determine whether such Fund's portfolio needs to be repositioned. For example, if a Short Fund's index has risen on a given day, net assets of the Fund should fall (assuming there were no Creation Units Issued). As a result, the Fund's short exposure will need to be decreased. Conversely, if the index has fallen on a given day, net assets of the Short Fund should rise (assuming there were no Creation Unit redemptions). As a result, the Fund's short exposure will need to be increased. Similarly, if an Ultra Fund's index has risen on a given day, net assets of the Fund should rise. As a result, the Fund's exposure will need to be increased. Conversely, if the index has fallen on a given day, net assets of the Ultra Fund should fall. As a result, the Fund's exposure will need to be decreased.

The time and manner in which a Fund rebalances its portfolio may vary from day to day at the sole discretion of ProShare Advisors depending upon market conditions and other circumstances. If for any reason a Fund is unable to rebalance all

or a portion of its portfolio, or if all or a portion of the portfolio is rebalanced incorrectly, the Fund's investment exposure may not be consistent with the Fund's investment objective. In these instances, a Fund may have investment exposure to its underlying index that is significantly greater or less than its stated multiple. As a result, a Fund may be more or less exposed to leverage risk than if it had been properly rebalanced and may not achieve its investment objective.

Solana

SOL, commonly referred to as Solana, is a digital asset which serves as the unit of account on an open-source, decentralized, peer-to-peer computer network. Solana (SOL) may be used to pay for goods and services (including for computational power on the Solana network), stored for future use, or converted to a government-issued currency. As of the date of this Prospectus, the adoption of Solana (SOL) for these purposes has been limited. The value of Solana (SOL) is not backed by any government, corporation, or other identified body.

The value of Solana (SOL) is determined in part by the supply of and demand for, Solana (SOL) in the markets for exchange that have been organized to facilitate the trading of Solana (SOL).

Solana (SOL) is created, transmitted, and maintained through the operation of the decentralized, open source, peer-to-peer computer network ("Solana network"). No single entity owns or operates the Solana network. The Solana network is accessed through software and governs the creation and movement of Solana (SOL). The source code for the Solana network is open-source, and anyone can contribute to its development.

Solana Network

The infrastructure of the Solana network is collectively maintained by participants in the Solana network, which includes validators, developers, and users. Validators validate transactions and are currently compensated for that service in Solana (SOL), as determined by the Solana protocol. Developers maintain and contribute updates to the Solana network's source code. Users access the Solana network using open-source software. Anyone can be a user, developer, or validator on the Solana network.

Solana (SOL) is maintained on a digital distributed transaction ledger. The term "distributed ledger" refers to databases that maintain information across a network of computers in a decentralized or distributed manner. These networks commonly use cryptographic protocols to ensure data integrity and consensus mechanisms to ensure data congruity. Blockchains are one type of distributed ledger, and are often used to issue and transfer ownership of digital assets. The Solana blockchain is one such blockchain and contains a record and history for each Solana (SOL) transaction.

The Solana blockchain allows for the creation of decentralized applications that are supported by a transaction protocol

referred to as "smart contracts," that is, general-purpose code that executes on every computer in the network and can instruct the transmission of information and value based on a set of pre-defined set of rules or logical conditions. Such actions taken by the predefined set of rules are not necessarily contractual in nature but are intended to eliminate the need for a third party to carry out code execution on behalf of users, making the system decentralized, allowing decentralized application developers to create a wide range of applications. Smart contract operations are executed on the Solana blockchain in exchange for payment of Solana (SOL). Requiring payment in Solana (SOL) on the Solana network incentivizes developers to write applications and increases the efficiency of the Solana network. It also ensures that the Solana network remains economically viable by compensating people for their contributed computational resources.

Solana Protocol

The Solana protocol is an open source project with no entity or group in official control. Anyone can review the underlying code and suggest changes. However, development of the Solana network has historically been led by the Solana Foundation, a Swiss non-profit organization, and Solana Labs, Inc. ("Solana Labs"), a Delaware corporation, which administered the original network launch and token distribution. The Solana Foundation finances its activities through its initial allocation of Solana (SOL) at the launch of the Solana network in 2020. Solana Labs and the Solana Foundation continue to exert significant influence over the direction of the development of the Solana network.

Users and validators must accept any changes made to the source code by downloading the proposed modification and that modification is effective only with respect to those Solana (SOL) users and validators who choose to download it. As a practical matter, a modification to the source code becomes part of the Solana network only if it is accepted by validators that collectively represent a supermajority (two-thirds) of the cumulative validations on the Solana blockchain.

If a modification is accepted by only a portion of users and validators, or if a validator implements a change independently, a division will occur such that one network will run the modified source code and the other network will run the Solana source code. Such a division is known as a "fork."

New Solana (SOL) is created through "staking" of Solana (SOL) by validators. Validators are required to stake Solana (SOL) in order to perform validation activities and then, as a reward, earn newly created Solana (SOL). Validation activities include verifying transactions, storing data, and adding to the Solana blockchain. Further, with its collective computing power on the distributed network, the Solana network provides the ability to execute peer-to-peer transactions to realize, via smart contracts, automatic, conditional transfer of value and information, including money, voting rights, and property.

A Solana private key controls the transfer or “spending” of Solana (SOL) from its associated public Solana account address. A Solana (SOL) “wallet” is a collection of public Solana account addresses and their associated private key(s). It is designed such that only the owner of Solana (SOL) can send Solana (SOL), only the intended recipient of Solana (SOL) can unlock what the sender sent and both transactions and ownership can be verified by any third party anywhere in the world.

Fees need to be paid in Solana (SOL) in order to facilitate transactions and execute smart contracts. The fee is often a small fraction of Solana (SOL), which is denoted in the unit of Lamport (1 billion Lamports = 1 Solana (SOL)). Fees are essential in sustaining the Solana network. They incentivize validators to process and verify transactions and incentivize new validators to stake Solana (SOL). Fees are a product of Solana network demand relative to the Solana network’s capacity.

Solana (SOL) Futures

A futures contract is a standardized contract traded on, or subject to the rules of, an exchange to buy or sell a specified type and quantity of a particular underlying asset at a designated price. Each Fund will invest in standardized, cash-settled Solana (SOL) futures contracts traded on commodity exchanges registered with the Commodity Futures Trading Commission (“CFTC”), to the extent feasible. Futures contracts are traded on a wide variety of underlying assets, including Solana (SOL), bonds, interest rates, agricultural products, stock indexes, currencies, digital assets, energy, metals, economic indicators and statistical measures. The contract unit (i.e., the total amount of the underlying asset referenced in each futures contract) and calendar term of futures contracts on a particular underlying asset are identical and are not subject to any negotiation, other than with respect to price and the number of contracts traded between the buyer and seller. Futures contracts expire on a designated date, referred to as the “expiration date.”

Each Fund’s ability to invest in Solana (SOL) futures contracts is subject to regulatory limitations, limitations imposed by listing exchanges and in some instances, limitations imposed by FCMs (e.g., margin requirements, position limits, and accountability levels). Position limits are predetermined maximum levels of futures that can be owned or controlled by a market participant. An accountability level is a threshold of futures holdings established by an exchange that, once met, subjects a market participant to greater scrutiny, such as providing information to the exchange about a Fund and its futures positions and the possibility that the exchange would prevent the Fund from increasing the size of its Solana (SOL) futures position or require it to decrease its position in Solana (SOL) futures contracts. Each Fund’s futures positions may be aggregated with those held by certain of its affiliates for purposes of applying position limits and accountability levels, meaning that the amount of Solana (SOL) futures held by cer-

tain affiliates of the Fund could affect the Fund’s ability to enter into additional Solana (SOL) futures contracts or subject the Fund to a requirement to decrease its position in Solana (SOL) futures contracts. Margin requirements specify the minimum amount of cash required to be deposited with an FCM for open futures contracts.

Each Fund generally deposits cash (also known as “margin”) with an FCM for its open positions in futures contracts. The margin requirements or position limits may be based on the notional exposure (i.e., the total dollar value of exposure a Fund has to the asset that underlies the futures contract) of the futures contracts or the number of futures contracts purchased. The FCM, in turn, generally transfers such deposits to the clearing house to protect the clearing house against non-payment by each Fund. “Variation Margin” is the amount of cash that each party agrees to pay to or receive from the other to reflect the daily fluctuation in the value of the futures contract. The clearing house becomes substituted for each counterparty to a futures contract and, in effect, guarantees performance. In addition, the FCM may require a Fund to deposit additional collateral in excess of the clearing house’s requirements for the FCM’s own protection. Margin requirements for Solana (SOL) futures are substantially higher than margin requirements for many other types of futures contracts.

Reverse Repurchase Agreements

Each Fund may engage in reverse repurchase agreements, a form of borrowing or leverage, and uses the proceeds to help achieve its investment objective. Reverse repurchase agreements involve sales by a Fund of portfolio assets (typically U.S. Treasuries) for cash concurrently with an agreement by the Fund to repurchase those same assets at a later date at a fixed price. Generally, the effect of such a transaction is that a Fund can recover all or most of the cash invested in the portfolio securities involved during the term of the reverse repurchase agreement, while a Fund will be able to keep the interest income associated with those portfolio securities.

Investment in the Cayman Subsidiary

Each Fund expects to gain exposure to crypto futures contracts by investing a portion of its assets in a wholly-owned subsidiary of the Fund organized under the laws of the Cayman Islands. The wholly-owned subsidiary will be managed and advised by ProShare Advisors and overseen by the Fund’s board of directors.

Additional Solana (SOL)-Related Investments

If a Fund is unable to obtain the desired exposure to Solana (SOL) through futures contracts because it is approaching or has exceeded position limits or accountability levels or because of liquidity or other constraints, ProShare Advisors intends to take such action as it believes appropriate and in the best interest of the Fund. This may include among other things, investing in equity securities of “Solana (SOL)-related

companies” or investing in other U.S. investment companies that provide investment exposure to Solana (SOL) futures contracts or Solana (SOL)-related companies. For these purposes, Solana (SOL)-related companies are companies listed on a U.S. stock exchange that ProShare Advisors believes provide returns that generally correspond, or are closely related, to the performance of Solana (SOL) or Solana (SOL) futures. For example, a Fund may invest in U.S. listed companies engaged in digital asset mining or offering digital asset trading platforms.

In addition, with respect to ProShares Ultra Solana ETF, the Fund may also invest in U.S. listed ETFs that provide exposure to Solana (SOL) futures. Each Fund may enter into swap agreements that provide exposure to Solana (SOL) or Solana (SOL) futures. In the future, the Funds may seek to obtain the desired exposure to Solana (SOL) by investing in U.S. listed ETFs that hold Solana (SOL) or by entering into swap agreements that use such ETFs as a reference asset. U.S. listed ETFs that hold Solana (SOL) are not expected to be regulated under the Investment Company Act of 1940 and their sponsors may not be registered under the Investment Advisers Act of 1940. Therefore, a Fund’s investments in these vehicles will not benefit from the protections and restrictions of those laws. As of the date of this Prospectus, there are no U.S. listed ETFs that hold Solana (SOL).

Please see “Principal Investment Strategies” in each Fund’s Summary Prospectus for more detail about the financial instruments in which the Fund invests.

Understanding the Risks and Long-Term Performance of a Daily Objective Fund

The Funds are designed to provide the inverse (i.e., -1x), leveraged (i.e., 2x), or inverse leveraged (i.e., -2x) results on a daily basis. The Funds, however, are unlikely to provide a simple multiple (i.e., -1x, 2x or -2x) of an index’s performance over periods longer than a single day.

- **Why?** The hypothetical example below illustrates how daily Geared Fund returns can behave for periods longer than a single day.
 - Take a hypothetical fund XYZ that seeks to double the daily performance of index XYZ. On each day, fund XYZ performs in line with its objective (2x the index’s daily performance before fees and expenses). Notice that over the entire five-day period, the fund’s total return is considerably less than two times that of the period return of the index. For the five-day period, index XYZ gained 5.1% while fund XYZ gained 9.8% (versus 2 x 5.1% or 10.2%). In other scenarios, the return of a daily rebalanced fund could be greater than three times the index’s return.

	Index XYZ		Fund XYZ	
	Level	Daily Performance	Daily Performance	Net Asset Value
Start	100.0	—	—	\$100.00
Day 1	103.0	3.0%	6.0%	\$106.00
Day 2	99.9	-3.0%	-6.0%	\$99.64
Day 3	103.9	4.0%	8.0%	\$107.61
Day 4	101.3	-2.5%	-5.0%	\$102.23
Day 5	105.1	3.7%	7.4%	\$109.80
Total Return		5.1%	9.8%	

- **Why does this happen?** This effect is caused by compounding, which exists in all investments. The return of a Geared Fund for a period longer than a single day is the result of its return for each day compounded over the period and usually will differ in amount, and possibly even direction, from the Geared Fund’s stated multiple times the return of the Geared Fund’s Index for the same period. In general, during periods of higher index volatility, compounding will cause longer term results to be less than the multiple (or inverse multiple) of the return of the index. This effect becomes more pronounced as volatility increases. Conversely, in periods of lower index volatility, fund returns over longer periods can be higher than the multiple of the return of the index. Actual results for a particular period, before fees and expenses, are also dependent on the following factors: a) the index’s volatility; b) the index’s performance; c) period of time; d) financing rates associated with derivatives; e) other Fund expenses; and f) dividends or interest paid with respect to the securities in the index. The examples herein illustrate the impact of two principal factors – index volatility and index performance – on Fund performance. Similar effects exist for the Short ProShares Funds, and the significance of this effect is even greater for such inverse funds. Please see the SAI for additional details.
 - The graphs that follow illustrate this point. Each of the graphs shows a simulated hypothetical one year performance of an index compared with the performance of a fund that perfectly achieves its investment objective. The graphs demonstrate that, for periods longer than a single day, a Geared Fund is likely to underperform or overperform (but not match) the index performance (or the inverse of the index performance) times the stated multiple in the fund’s investment objective. Investors should understand the consequences of holding daily rebalanced funds for periods longer than a single day, including the impact of compounding on fund performance. Investors should consider actively monitoring

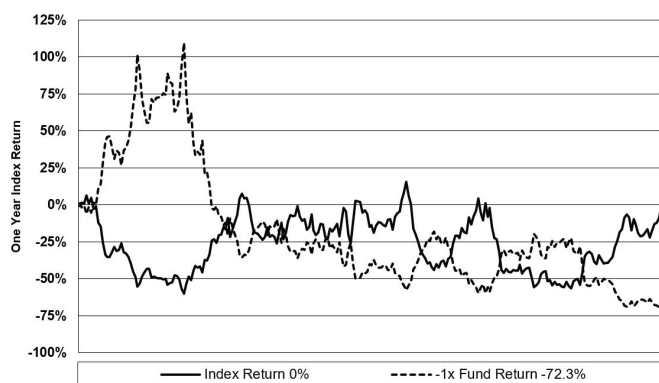
and/or periodically rebalancing their portfolios (which will possibly trigger transaction costs and tax consequences) in light of their investment goals and risk tolerance. A one-year period is used for illustrative purposes only. Deviations from the index return times the fund multiple can occur over periods as short as a single day (as measured from one day's NAV to the next day's NAV) and may also occur in periods shorter than a single day (when measured intraday as opposed to NAV to NAV). An investor in a Geared Fund could potentially lose the full value of their investment within a single day.

- For more information, including additional graphs demonstrating the effects of Index volatility with reference to the historic price volatility of Solana (SOL), see "Holding Period Risk" in each Fund's Summary Prospectus. The price of Solana (SOL) has historically been highly volatile, even as compared to other digital assets. Trading prices of Solana (SOL) and other digital assets have experienced significant volatility in recent periods and may continue to do so. Such volatility may persist.

For Short (-1x) Funds

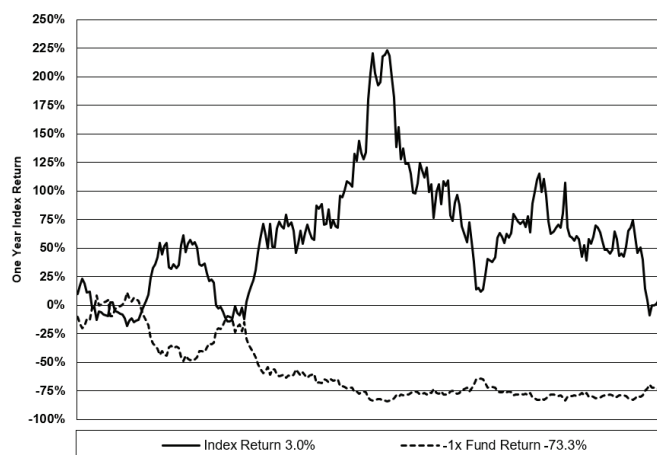
To isolate the impact of inverse exposure, these graphs assume: a) no Fund expenses and b) borrowing/lending rates of zero percent. If these were reflected, the Fund's performance would be lower than the performance returns shown. Each of the graphs also assumes a volatility rate of 113%, which is the five-year historical volatility rate of the Bloomberg Solana Index. An index's volatility rate is a statistical measure of the magnitude of fluctuations in the returns of an index.

**One-Year Simulation; Index Return 0%
(Annualized Index Volatility 113%)**



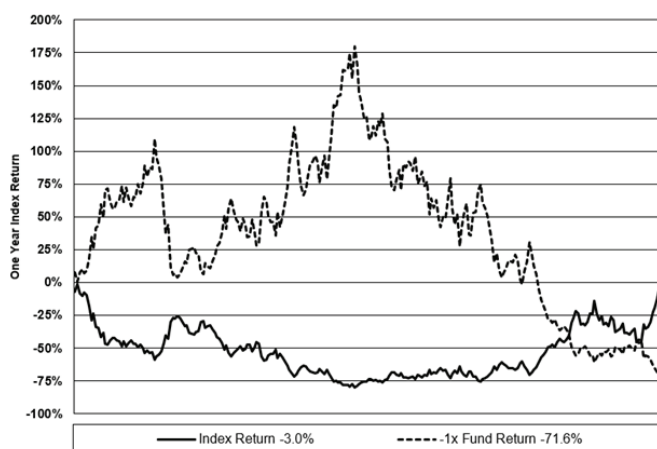
The graph above shows a scenario where the index, which exhibits day-to-day volatility, is flat or trendless over the year (i.e., begins and ends the year at 0%), but the Short (-1x) Fund is down.

**One-Year Simulation; Index Return 3%
(Annualized Index Volatility 113%)**



The graph above shows a scenario where the index, which exhibits day-to-day volatility, is up over the year, and the Short (-1x) Fund is down more than the inverse of the index.

**One-Year Simulation; Index Return -3%
(Annualized Index Volatility 113%)**



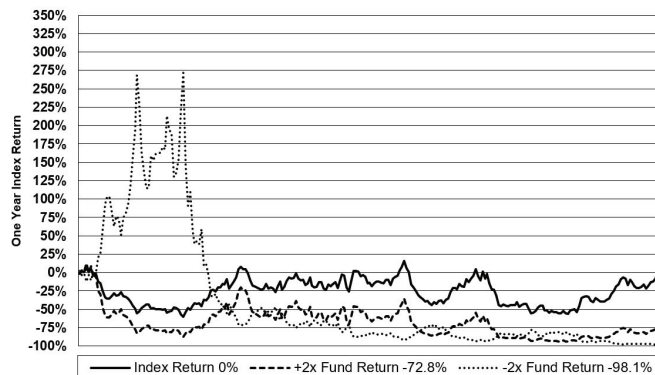
The graph above shows a scenario where the index, which exhibits day-to-day volatility, is down over the year, and the Short (-1x) Fund is down.

For Ultra (2x) and UltraShort (-2x) Funds

To isolate the impact of leverage or inverse leveraged exposure, these graphs assume: a) no Fund expenses and b) borrowing/lending rates (to obtain required leverage or inverse leveraged exposure) of zero percent. If these were reflected, the Fund's performance would be different than that shown. Each of the graphs also assumes a volatility rate of 113%, which is the five-year historical volatility rate of the

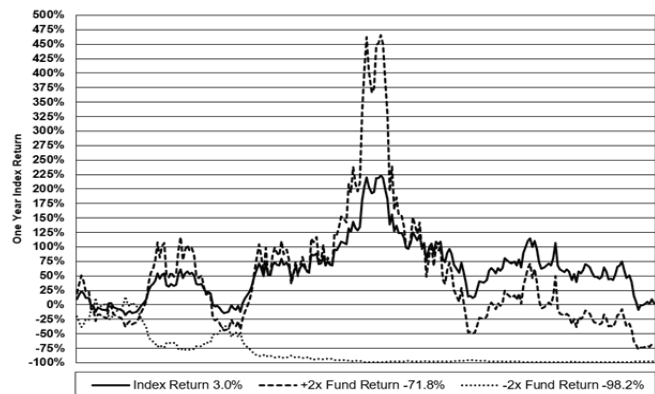
Bloomberg Solana Index. An index's volatility rate is a statistical measure of the magnitude of fluctuations in the returns of an index.

**One-Year Simulation; Index Return 0%
(Annualized Index Volatility 113%)**



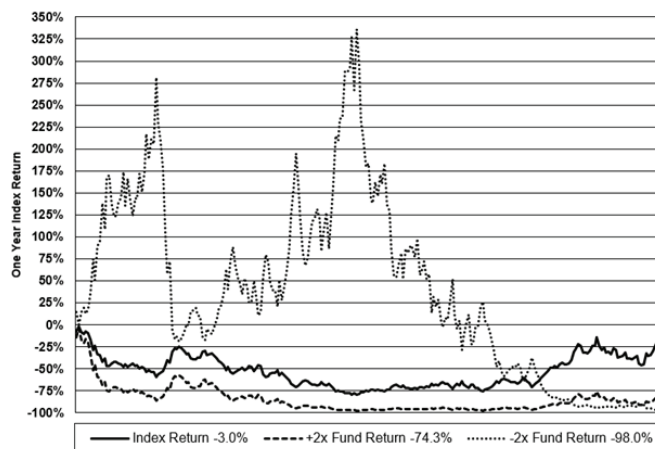
The graph above shows a scenario where the index, which exhibits day-to-day volatility, is flat or trendless over the year (i.e., begins and ends the year at 0%), but the Ultra (+2x) Fund and the UltraShort (-2x) Fund are both down.

**One-Year Simulation; Index Return 3%
(Annualized Index Volatility 113%)**



The graph above shows a scenario where the index, which exhibits day-to-day volatility, is up over the year, but the Ultra (+2x) Fund is down and the UltraShort (-2x) Fund is down more than two times the inverse of the index.

**One-Year Simulation; Index Return -3%
(Annualized Index Volatility 113%)**



The graph above shows a scenario where the index, which exhibits day-to-day volatility, is down over the year, but the Ultra (+2x) Fund is down more than two times the index, and the UltraShort (-2x) Fund is down.

For additional details about fund performance over periods longer than a single day in both Ultra and Short Funds, please see the SAI.

- **What it means to you.** Daily objective Geared Funds, if used properly and in conjunction with the investor's view on the future direction and volatility of the markets, can be useful tools for knowledgeable investors who want to manage their exposure to various markets and market segments. Investors should understand the consequences of seeking daily investment results, before fees and expenses, that correspond to the performance of a daily benchmark such as the inverse (-1x), multiple (i.e., 2x), or inverse multiple (i.e., -2x) of the daily performance of an index for a single day, not for any other period.

Additionally, investors should recognize that the degree of volatility of a Fund's index can have a dramatic effect on a Fund's longer-term performance. The more volatile an index is, the more a Fund's longer-term performance will negatively deviate from a simple multiple (e.g., 2x, -2x) or

inverse (-1x) of its index's longer-term return. The return of the Fund for a period longer than a single day is the result of its return for each day compounded over the period and usually will differ in amount, and possibly even direction, from the Fund's stated multiple times the return of the Fund's index for the same period. For periods longer than a single day, the Fund will lose money if its index's performance is flat over time, and it is possible that the Fund will lose money over time regardless of the performance of its index. An investor in the Fund could potentially lose the full principal value of their investment within a single day.

Additional Information Regarding Principal Risks

Like all investments, investing in a Fund entails risks. The factors most likely to have a significant impact on a Fund's portfolio are called "principal risks." The principal risks for each Fund are described in each Fund's Summary Prospectus and additional information regarding certain of these risks, as well as information related to other potential risks to which a Fund may be subjected, is provided below and under the section titled "Other Risks." The principal risks are intended to provide information about the factors likely to have a significant adverse impact on a Fund's returns and consequently the value of an investment in a Fund. The risks are presented in an order intended to facilitate readability and their order does not imply that the realization of one risk is more likely to occur than another risk or likely to have a greater adverse impact than another risk. The Statement of Additional Information ("SAI") contains additional information about each Fund, investment strategies and related risks. Each Fund may be subject to other risks in addition to those identified as principal risks.

While the realization of certain of these risks may benefit the Short Funds (including the Short (-1x) and UltraShort (-2x) Funds) because these Funds seek daily investment results, before fees and expenses, that correspond to the inverse or a multiple of the inverse of their respective Index, such occurrences may introduce more volatility to these Funds and have a negative impact on Fund performance.

- **Solana (SOL) and Solana (SOL) Futures Risk** - Investments linked to Solana (SOL) present unique and substantial risks. Such investments can be highly volatile compared to investments in traditional assets and a Fund may experience sudden and large losses. The markets for Solana (SOL) and Solana (SOL) futures may become illiquid. These markets may fluctuate widely based on a variety of factors including changes in overall market movements, political and economic events, wars, acts of terrorism, natural disasters (including disease, epidemics and pandemics), legislative and regulatory events, and changes in interest rates or inflation rates. An investor should be prepared to lose the full principal value of their investment suddenly and without warning. Trading and investing in assets linked to Solana (SOL) are generally not based on fundamental investment analysis.

A number of factors impact the price and market for Solana (SOL) and Solana (SOL) futures.

- **Supply and demand for Solana (SOL)** - It is believed that speculators and investors who seek to profit from trading and holding Solana (SOL) currently account for a significant portion of Solana (SOL) demand. Such speculation regarding the potential future appreciation in the price of Solana (SOL) may artificially inflate or deflate the price of Solana (SOL). Market fraud and/or manipulation and other fraudulent trading practices such as the intentional dissemination of false or misleading information (e.g., false rumors) can, among other things, lead to a disruption of the orderly functioning of markets, significant market volatility, and cause the value of Solana (SOL) futures to fluctuate quickly and without warning.
- **Supply and demand for Solana (SOL) futures contracts** - The price of Solana (SOL) futures contracts is based on a number of factors, including the supply of and the demand for Solana (SOL) futures contracts. Market conditions and expectations, position limits, collateral requirements, and other factors each can impact the supply of and demand for Solana (SOL) futures contracts. Typically, demand paired with supply constraints and other factors have caused Solana (SOL) futures to trade at a premium to a "spot" price of Solana (SOL). Additional demand, including demand resulting from the purchase, or anticipated purchase, of futures contracts by a Fund or other entities may increase that premium, perhaps significantly. It is not possible to predict whether or how long such conditions will continue. To the extent the Fund purchases futures contracts at a premium and the premium declines, the value of an investment in the Fund also should be expected to decline.
- **Adoption and use of Solana (SOL)** - The continued adoption of Solana (SOL) will require growth in its usage as a means of payment, medium of exchange, or a store of value. Even if growth in Solana (SOL) adoption continues in the near or medium-term, there is no assurance that Solana (SOL) usage will continue to grow over the long-term. A contraction in the use of Solana (SOL) may result in a lack of liquidity and increased volatility in the price of Solana (SOL). It may also result in a reduction in transactions processed by validators for Solana (SOL).
- **The regulatory environment relating to Solana (SOL) and Solana (SOL) futures** - The regulation of Solana (SOL), digital assets, digital asset trading venues, and related products and services continues to evolve. The inconsistent and sometimes conflicting regulatory landscape may make it more difficult for Solana (SOL)-related businesses to provide services, which may impede the growth of the Solana (SOL) economy and have an adverse effect on adoption of Solana (SOL). In addition, certain

Solana (SOL) businesses may be operating out of compliance with regulations. Future regulatory changes or enforcement actions by regulatory authorities may alter, perhaps to a material extent, the ability to buy and sell Solana (SOL) and Solana (SOL) futures. Similarly, future regulatory changes or enforcement actions could impact the ability of a Fund to achieve its investment objective or alter the nature of an investment in the Fund or the ability of the Fund to continue to operate, as planned. For example, if Solana (SOL) were determined or were expected to be determined to be offered or sold as a security under the federal securities laws or state securities laws, it is possible certain Solana (SOL) trading venues would no longer facilitate trading in Solana (SOL). As a result, trading in Solana (SOL) futures may be completely halted or otherwise disrupted, or become significantly more volatile, Solana (SOL) futures may become illiquid and/or lose significant value, and a Fund may have difficulty unwinding or closing out its Solana (SOL) futures contracts. In that event, the value of an investment in a Fund could decline significantly and without warning, including to zero. There is no guarantee that security futures on Solana (SOL) would begin trading on any particular timeframe or at all or that a Fund would be able to invest in such instruments. The determination that Solana (SOL) is a security and the related impacts on Solana (SOL) futures contracts may result in extraordinary expenses for a Fund.

- **Margin requirements and position limits applicable to Solana (SOL) futures contracts** - Margin levels for Solana (SOL) futures contracts are, and may be continue to be, substantially higher than the margin requirements for more established futures contracts. Additionally, the FCMs utilized by a Fund may impose margin requirements in addition to those imposed by the exchanges. Margin requirements are subject to change and may be raised in the future by the exchanges and the FCMs. High margin requirements could prevent a Fund from obtaining sufficient exposure to Solana (SOL) futures and may adversely affect its ability to achieve its investment objective. Further, FCMs utilized by a Fund may impose limits on the amount of exposure to futures contracts the Fund can obtain through such FCMs. If a Fund cannot obtain sufficient exposure through its FCMs, the Fund may not be able to achieve its investment objective.
- **Largely unregulated marketplace** - Solana (SOL) and digital asset trading venues are relatively new and, in most cases, largely unregulated. As a result of this lack of regulation and lack of compliance with applicable regulation, individuals, or groups may engage in insider trading, fraud or market manipulation with respect to Solana (SOL). Such manipulation could cause investors in Solana (SOL) to lose money, possibly the entire value of their investments. Over the past several years, a number of digital asset trading venues have been closed due to fraud, failure or security breaches. The nature of the

assets held at digital asset trading venues make them appealing targets for hackers and a number of digital asset trading venues have been victims of cybercrimes and other fraudulent activity. These activities have caused significant, in some cases total, losses for Solana (SOL) investors. Investors in Solana (SOL) may have little or no recourse should such theft, fraud or manipulation occur. There is no central registry showing which individuals or entities own Solana (SOL) or the quantity of Solana (SOL) that is owned by any particular person or entity. There are no regulations in place that would prevent a large holder of Solana (SOL) or a group of holders from selling their Solana (SOL) (which could depress the price of Solana (SOL) or otherwise attempting to manipulate the price of Solana (SOL) or its network. Events that reduce user confidence in Solana (SOL) or its network and the fairness of digital asset trading venues could have a negative impact on a Fund.

- **Cybersecurity** - As a digital asset Solana (SOL) is subject to the risk that malicious actors will exploit flaws in its code or structure, or that of digital asset trading venues, that will allow them to, among other things, steal Solana (SOL) held by others, control the blockchain, steal personally identifying information, or issue significant amounts of Solana (SOL) in contravention of the relevant protocol. The occurrence of any of these events is likely to have a significant adverse impact on the price and liquidity of Solana (SOL) and Solana (SOL) futures contracts. Additionally, the Solana (Sol) Network's functionality relies on the Internet. A significant disruption of Internet connectivity affecting large numbers of users or geographic areas could impede the functionality of the Solana (Sol) Network. Any technical disruptions or regulatory limitations that affect Internet access may have an adverse effect on the Solana (Sol) Network, the price and liquidity of Solana (SOL), and the value of an investment in a Fund. The Ethereum blockchain's protocol, including the code of smart contracts running on the Ethereum blockchain, may contain flaws that can be, and have been, exploited by attackers (e.g., the exploit of The DAO's smart contract in June 2016 that result in a permanent hard fork).
- **Costs of rolling futures contracts** - Futures contracts with a longer term to expiration may be priced higher than futures contracts with a shorter term to expiration, a relationship called "contango." Conversely, futures contracts with a longer term to expiration may be priced lower than futures contracts with a shorter term to expiration, a relationship called "backwardation." When rolling futures contracts that are in contango, the Fund may sell the expiring Solana (SOL) futures at a lower price and buy a longer-dated Solana (SOL) futures at a higher price. When rolling futures contracts that are in backwardation, the Fund may sell the expiring Solana (SOL) futures at a higher price and buy the longer-dated Solana (SOL) futures at a lower price. The price difference

between the expiring contract and longer dated contract associated with rolling Solana (SOL) futures is typically substantially higher than the price difference associated with rolling other futures contracts. Solana (SOL) futures have historically experienced extended periods of contango. Contango in the Solana (SOL) futures market may have a significant adverse impact on the performance of the Fund and may cause Solana (SOL) futures to underperform spot Solana (SOL). Both contango and backwardation may limit or prevent the Fund from achieving its investment objective. Additionally, because of the frequency with which the Fund may roll futures contracts, the impact of contango or backwardation on Fund performance may be greater than it would have been if the Fund rolled futures contracts less frequently.

- **Liquidity risk** – The market for Solana (SOL) futures contracts is still developing and may be subject to periods of illiquidity. In addition, even when Solana (SOL) futures contracts are not generally illiquid, the size of a Fund's position in Solana (SOL) futures may be illiquid. During such times it may be difficult or impossible to enter into or exit a position at the desired price. Market disruptions or volatility can also make it difficult to find a counterparty willing to transact at a reasonable price and sufficient size. Illiquid markets may cause losses, which could be significant. The large size of the positions which a Fund may acquire increases the risk of illiquidity, may make its positions more difficult to liquidate, and may increase the losses incurred while trying to do so. It is also possible that, if a Fund's assets become significant relative to the overall market, the large size of its positions potentially could impact futures contracts prices and contribute to illiquidity. Limits imposed by counterparties, exchanges or other regulatory or self-regulatory organizations, such as accountability levels, position limits and daily price fluctuation limits, may contribute to a lack of liquidity and have a negative impact on Fund performance. During periods of market illiquidity, including periods of market disruption and volatility, it may be difficult or impossible for a Fund to enter into or exit futures at desired prices or at all.
- **Solana (SOL) tax risk** – Current U.S. Internal Revenue Service ("IRS") guidance indicates that convertible virtual currency, defined as a digital representation of value that functions as a medium of exchange, a unit of account, and/or a store of value that has an equivalent value in real currency, or that acts as a substitute for real currency, should be treated and taxed as property, and that transactions involving the payment of convertible virtual currency for goods and services should be treated as barter transactions. While this treatment allows for the possibility of capital gains treatment, it creates a potential tax reporting requirement in any circumstance where the ownership of convertible virtual currency passes from one person to another, usually by means of

convertible virtual currency transactions (including off-blockchain transactions), which could discourage the use of Solana (SOL) as a medium of exchange, especially for a holder of Solana (SOL) that has appreciated in value.

- **Derivatives Risk** – A Fund may obtain exposure to Solana (SOL) through derivatives (i.e., futures contracts). Investing in derivatives may be considered aggressive and may expose a Fund to risks different from, or possibly greater than, the risks associated with investing directly in the reference asset(s) underlying the derivative. The use of derivatives may result in larger losses or smaller gains than directly investing in securities. The risks of using derivatives include: 1) the risk that there may be imperfect correlation between the price of the financial instruments and movements in the prices of the reference asset(s); 2) the risk that an instrument is mispriced; 3) credit or counterparty risk on the amount a Fund expects to receive from a counterparty; 4) the risk that securities prices, interest rates and currency markets will move adversely and the Fund will incur significant losses; and 5) the possible absence of a liquid secondary market for a particular instrument and possible exchange imposed price fluctuation limits, either of which may make it difficult or impossible to adjust each Fund's position in a particular instrument when desired. Each of these factors may prevent a Fund from achieving its investment objective and may increase the volatility (i.e., fluctuations) of the Fund's returns. Because derivatives often require limited initial investment, the use of derivatives also may expose a Fund to losses in excess of those amounts initially invested.
- **Borrowing Risk** – A Fund may borrow for investment or other purposes using reverse repurchase agreements. In particular, a Fund will enter into reverse repurchase agreements at or near its tax quarter-end. Reverse repurchase agreements are financing arrangements that involve sales by a Fund of portfolio financial instruments concurrently with an agreement by a Fund to repurchase the same financial instruments at a later date at a fixed price. Reverse repurchase agreements do not mitigate a Fund's risk that the market value of the financial instruments a Fund is obligated to repurchase under the agreement may decline below the repurchase price. A Fund may enter into both exchange-traded and over-the-counter reverse repurchase agreements. The cost of borrowing may reduce a Fund's return. Borrowing may cause a Fund to liquidate positions under adverse market conditions to satisfy its repayment obligations. Borrowing increases the risk of loss and may increase the volatility of a Fund. There can be no assurance that the Fund will be able to enter into reverse repurchase agreement or obtain favorable terms for those agreements.
- **Subsidiary Investment Risk** – Changes in the laws of the United States and/or the Cayman Islands, under which a Fund and its subsidiary are organized, respectively, could result in the inability of a Fund to operate as intended and

could negatively affect the Fund and its shareholders. Each Fund complies with the provisions of the 1940 Act governing investment policies, capital structure, and leverage on an aggregate basis with its subsidiary. In addition, the Subsidiary complies with the provision of the 1940 Act relating to investment advisory contracts, affiliated transactions, and custody.

- **Solana (SOL)-Related Company Risk** – If a Fund is unable to obtain its desired exposure to Solana (SOL) futures contracts because it is approaching or has exceeded position limits or because of liquidity or other constraints, the Fund may obtain exposure by investing in “Solana (SOL)-related companies.” There can be no assurance that the returns of Solana (SOL)-related companies will correspond, or be closely-related, to the performance of Solana (SOL) or Solana (SOL) futures. Solana (SOL)-related companies face rapid changes in technology, intense competition including the development and acceptance of competing platforms or technologies, loss or impairment of intellectual property rights, cyclical economic patterns, shifting consumer preferences, evolving industry standards, adverse effects of changes to a network’s or software’s protocols, a rapidly changing regulatory environment, and dependency on certain key personnel (including highly skilled financial services professionals and software engineers). Solana (SOL)-related companies may be susceptible to operational and information security risks including those associated with hardware or software failures, interruptions, or delays in service by third party vendors, and security breaches. Certain Solana (SOL)-related companies may be subject to the risks associated with investing directly in digital assets, including Solana (SOL) tokens.
- **Risk of Investing in Other U.S. ETFs** – If a Fund is unable to obtain its desired exposure to Solana (SOL) futures contracts because it is approaching or has exceeded position limits or because of liquidity or other constraints, the Fund may obtain exposure by investing in other U.S. ETFs, that provide investment exposure to Solana (SOL) futures contracts or Solana (SOL)-related companies. Such investments subject a Fund to those risks affecting the underlying ETFs, such as risks that the investment management strategy of the underlying fund may not produce its intended results (management risk) and the risk that the underlying fund could lose money over short periods due to short-term market movements and over longer periods during market downturns (market risk). In addition, ETFs may trade at a price below their net asset value. Moreover, the Fund will incur its pro rata share of the expenses of the underlying fund’s expenses.
- **Money Market Instruments Risk** – Money market instruments may be adversely affected by market and economic events. Adverse economic, political or other developments affecting issuers of money market instruments or defaults by transaction counterparties may also have a negative impact on the performance of such instruments. Each of these could have a negative impact on the performance of a

Fund. Money market instruments may include money market funds. To the extent a Fund invests in a money market fund, the Fund will indirectly bear a proportionate share of the money market fund’s fees and expenses.

- **Correlation Risk** – A number of factors may affect the Fund’s ability to achieve a high degree of correlation with the Index. Fees, expenses, transaction costs, financing costs associated with the use of derivatives, among other factors, will adversely impact the Fund’s ability to meet its Daily Target. In addition, the Fund may not have exposure to all of the instruments in the Index, its weighting of those instruments may be different from that of the Index, and it may invest in instruments not included in the Index. Moreover, if for any reason the Fund is unable to rebalance all or a portion of its investments, the Fund may have exposure to the Index that is significantly greater or less than the Daily Target. Any of these factors may prevent the Fund from achieving exposure consistent with the Daily Target.
- **Index Performance Risk** – The Index used by a Fund may underperform other asset classes and may underperform other similar indices. The Index is maintained by a third party provider unaffiliated with a Fund or ProShare Advisors. There can be no guarantee that the methodology underlying the Index or the daily calculation of the Index will be free from error. Changes to the index methodology or changes to the digital asset trading platforms included in the index may impact the value of the Index may cause a Fund to experience increased volatility and adversely impact the Fund’s ability to meet its Daily Target.
- **Counterparty Risk** – A Fund will be subject to credit risk (i.e., the risk that a counterparty is unwilling or unable to make timely payments or otherwise meet its contractual obligations) with respect to the amount the Fund expects to receive from counterparties to financial instruments (including derivatives and repurchase agreements) entered into by the Fund. A Fund generally structures the agreements such that either party can terminate the contract at any time, including intraday, without penalty prior to the termination date. If a counterparty terminates a contract, a Fund may not be able to invest in other derivatives to achieve the desired exposure, or achieving such exposure may be more expensive. A Fund may be negatively impacted if a counterparty becomes bankrupt or otherwise fails to perform its obligations under such an agreement. A Fund may experience significant delays in obtaining any recovery in a bankruptcy or other reorganization proceeding and a Fund may obtain only limited recovery or may obtain no recovery in such circumstances. In order to attempt to mitigate potential counterparty credit risk, a Fund typically enters into transactions with major financial institutions.

A Fund also seeks to mitigate risks by generally requiring that the counterparties agree to post collateral for the benefit of the Fund, marked to market daily, in an amount approximately equal to what the counterparty owes the Fund, subject to certain minimum thresholds. To the extent

any such collateral is insufficient or there are delays in accessing the collateral, a Fund will be exposed to the risks described above, including possible delays in recovering amounts as a result of bankruptcy proceedings.

The counterparty to an exchange-traded futures contract is subject to the credit risk of the clearing house and the futures commission merchant (“FCM”) through which it holds its position. Specifically, the FCM or the clearing house could fail to perform its obligations, causing significant losses to the Fund. For example, a Fund could lose margin payments it has deposited with an FCM as well as any gains owed but not paid to the Fund, if the FCM or clearing house becomes insolvent or otherwise fails to perform its obligations. Credit risk of market participants with respect to derivatives that are centrally cleared is concentrated in a few clearing houses and it is not clear how an insolvency proceeding of a clearing house would be conducted and what impact an insolvency of a clearing house would have on the financial system. Under current Commodity Futures Trading Commission (“CFTC”) regulations, a FCM maintains customers’ assets in a bulk segregated account. If a FCM fails to do so, or is unable to satisfy a substantial deficit in a customer account, its other customers may be subject to risk of loss of their funds in the event of that FCM’s bankruptcy. In that event, in the case of futures, the FCM’s customers are entitled to recover, even in respect of property specifically traceable to them, only a proportional share of all property available for distribution to all of that FCM’s customers. In addition, if the FCM does not comply with the applicable regulations, or in the event of a fraud or misappropriation of customer assets by the FCM, a Fund could have only an unsecured creditor claim in an insolvency of the FCM with respect to the margin held by the FCM. FCMs are also required to transfer to the clearing house the amount of margin required by the clearing house, which amount is generally held in an omnibus account at the clearing house for all customers of the FCM.

In addition, a Fund may enter into agreements with a limited number of counterparties, which may increase the Fund’s exposure to counterparty credit risk. A Fund does not specifically limit its counterparty risk with respect to any single counterparty. Further, there is a risk that no suitable counterparties are willing to enter into, or continue to enter into, transactions with a Fund and, as a result, a Fund may not be able to achieve its investment objective. Contractual provisions and applicable law may prevent or delay a Fund from exercising its rights to terminate an investment or transaction with a financial institution experiencing financial difficulties, or to realize on collateral, and another institution may be substituted for that financial institution without the consent of the Fund. If the credit rating of a counterparty to a futures contract and/or repurchase agreement declines, a Fund may nonetheless choose or be required to keep existing transactions in place

with the counterparty, in which event the Fund would be subject to any increased credit risk associated with those transactions. Also, in the event of a counterparty’s (or its affiliate’s) insolvency, the possibility exists that a Fund’s ability to exercise remedies, such as the termination of transactions, netting of obligations and realization on collateral, could be stayed or eliminated under special resolution regimes adopted in the United States, the European Union and various other jurisdictions. Such regimes provide government authorities with broad authority to intervene when a financial institution is experiencing financial difficulty. In particular, the regulatory authorities could reduce, eliminate, or convert to equity the liabilities to a Fund of a counterparty who is subject to such proceedings in the European Union or the United Kingdom (sometimes referred to as a “bail in”).

- Market Price Variance Risk** – Individual shares of a Fund can be bought and sold in the secondary market at market prices rather than at NAV. There is no guarantee that an active secondary market will develop for shares of a Fund, which may also cause NAV and market price to vary significantly. The market price of a Fund’s shares will fluctuate in response to changes in the value of the Fund’s holdings, supply and demand for shares and other market factors. ProShare Advisors cannot predict whether shares will trade above, below or at a price equal to the value of a Fund’s holdings. Differences between secondary market prices and the value of a Fund’s holdings may be due largely to supply and demand forces in the secondary market, which may not be the same forces as those influencing prices for securities or financial instruments held by a Fund at a particular time. In addition, there may be times when the market price and the NAV of a Fund’s shares vary significantly, such as during periods of market volatility. Investors purchasing and selling shares in the secondary market may trade shares at a premium or a discount to the Fund’s NAV and may receive less than the value of a Fund’s holdings when they sell those shares.

A Fund may have a limited number of financial institutions that may act as Authorized Participants or market makers. Only Authorized Participants who have entered into agreements with a Fund’s distributor may engage in creation or redemption transactions directly with the Fund. If some or all of these Authorized Participants exit the business or are unable to process creation and/or redemption orders, and no other Authorized Participant is willing or able to create and redeem Fund shares, shares may trade at a discount to NAV (and may even face trading halts or delisting). Similar effects may result if market makers exit the business or are unable to continue making markets in the shares. Further, while the creation/redemption feature is designed to make it likely that shares normally will trade at prices correlated to the price of a Fund’s portfolio holdings, disruptions to creations and redemptions, including

disruptions at market makers, Authorized Participants or market participants, or during periods of significant market volatility, among other factors, may result in market prices that differ significantly from NAV. Investors purchasing and selling shares in the secondary market may not experience investment results consistent with those experienced by Authorized Participants creating and redeeming directly with a Fund. The market price of shares, like the price of any exchange-traded security, includes a “bid-ask spread” charged by the exchange specialist, market makers or other participants that trade the particular security. In times of severe market disruption or during after-hours trading, the bid-ask spread often increases significantly. This means that shares may trade at a discount to the value of a Fund’s holdings, and the discount is likely to be greatest when the price of shares is falling fastest, which may be the time that a shareholder most wants to sell their shares. A Fund’s investment results are measured based upon the daily NAV of the Fund.

- **Short Sale Exposure Risk** – A Fund may seek inverse or “short” exposure through financial instruments, which would cause the Fund to be exposed to certain risks associated with selling short. These risks include, under certain market conditions, an increase in the volatility and decrease in the liquidity of securities or financial instruments or credits underlying the short position, which may lower a Fund’s return, result in a loss, have the effect of limiting the Fund’s ability to obtain inverse exposure through financial instruments, or requiring the Fund to seek inverse exposure through alternative investment strategies that may be less desirable or more costly to implement. To the extent that, at any particular point in time, the securities or financial instruments or credits underlying the short position may be thinly-traded or have a limited market, including due to regulatory action, a Fund may be unable to meet its investment objective (e.g., due to a lack of available securities or financial instruments or counterparties). During such periods, the Fund’s ability to issue additional Creation Units may be adversely affected. Obtaining inverse exposure may be considered an aggressive investment technique. Any income, dividends or payments by the assets underlying a Fund’s short positions will negatively impact the Fund.
- **Early Close/Late Close/Trading Halt Risk** – An exchange or market may close early, close late or issue trading halts on Solana (SOL) futures contracts. As a result, the ability to trade Solana (SOL) futures contracts may be restricted, which may disrupt a Fund’s creation and redemption process, potentially affect the price at which a Fund’s shares trade in the secondary market, result in a Fund being unable to trade Solana (SOL) futures contracts at all, and/or cause significant deviations in the performance of Solana (SOL) futures contracts from spot Solana (SOL). In these circumstances, the Fund may be unable to rebalance its portfolio, may be unable to accurately price its investments and/or may incur substantial trading losses. If trading in the

Fund’s shares are halted, investors may be temporarily unable to trade shares of the Fund.

Other Risks

In addition to the risks noted above, many other factors may also affect the value of an investment in a Fund, such as market conditions, interest rates and other economic, political or financial developments. The impact of these developments on a Fund will depend upon the types of investments in which the Fund invests, the Fund’s level of investment in particular issuers and other factors, including the financial condition, industry, economic sector and location of such issuers. The SAI contains additional information about each Fund, its investment strategies and related risks. Each Fund may be subject to other risks in addition to those identified as principal risks.

- **Natural Disaster/Epidemic Risk** – Natural or environmental disasters, such as earthquakes, fires, floods, hurricanes, tsunamis and other severe weather-related phenomena generally, and widespread disease, including pandemics and epidemics (for example, COVID-19), have been and can be highly disruptive to economies and markets and have recently led, and may continue to lead, to increased market volatility and significant market losses. Such natural disaster and health crises could exacerbate political, social, and economic risks, and result in significant breakdowns, delays, shutdowns, social isolation, and other disruptions to important global, local and regional supply chains affected, with potential corresponding results on the operating performance of each Fund and its investments. A climate of uncertainty and panic, including the contagion of infectious viruses or diseases, may adversely affect global, regional, and local economies and reduce the availability of potential investment opportunities, and increases the difficulty of performing due diligence and modeling market conditions, potentially reducing the accuracy of financial projections. Under these circumstances, each Fund may have difficulty achieving its investment objectives which may adversely impact Fund performance. Further, such events can be highly disruptive to economies and markets, significantly disrupt the operations of individual companies (including, but not limited to, each Fund’s investment advisor, third party service providers, and counterparties), sectors, industries, markets, securities and commodity exchanges, currencies, interest and inflation rates, credit ratings, investor sentiment, and other factors affecting the value of each Fund’s investments. These factors can cause substantial market volatility, exchange trading suspensions and closures, changes in the availability of and the margin requirements for certain instruments, and can impact the ability of each Fund to complete redemptions and otherwise affect Fund performance and Fund trading in the secondary market. A widespread crisis would also affect the global economy in ways that cannot necessarily be foreseen. How long such events will last and whether they will continue or recur cannot be predicted. Impacts

from these events could have a significant impact on each Fund's performance, resulting in losses to your investment.

- **Risk of Global Economic Shock** – Widespread disease, including public health disruptions, pandemics and epidemics (for example, COVID-19 including its variants), have been and may continue to be highly disruptive to economies and markets. Health crises could exacerbate political, social, and economic risks, and result in breakdowns, delays, shutdowns, social isolation, civil unrest, periods of high unemployment, shortages in and disruptions to the medical care and consumer goods and services industries, and other disruptions to important global, local and regional supply chains, with potential corresponding results on the performance of a Fund and its investments.

Additionally, wars, military conflicts, sanctions, acts of terrorism, sustained elevated inflation, supply chain issues, the institution of tariffs or other trade barriers, or other events could have a significant negative impact on global financial markets and economies. Russia's military incursions in Ukraine have led to, and may lead to additional sanctions being levied by the United States, European Union and other countries against Russia. The ongoing hostilities between the two countries could result in additional widespread conflict and could have a severe adverse effect on the region and certain markets. Sanctions on Russian exports could have a significant adverse impact on the Russian economy and related markets and could affect the value of a Fund's investments, even beyond any direct exposure a Fund may have to the region or to adjoining geographic regions. The extent and duration of the military action, sanctions and resulting market disruptions are impossible to predict, but could have a severe adverse effect on the region, including significant negative impacts on the economy and the markets for certain securities and commodities, such as oil and natural gas. Furthermore, the possibility of a prolonged conflict between Hamas and Israel, and the potential expansion of the conflict in the surrounding areas and the involvement of other nations in such conflict, such as the Houthi movement's attacks on marine vessels in the Red Sea, could further destabilize the Middle East region and introduce new uncertainties in global markets, including the oil and natural gas markets. How long such tensions and related events will last cannot be predicted. These tensions and any related events could have significant impact on a Fund performance and the value of an investment in a Fund.

- **Risks of Government Regulation** – The Financial Industry Regulatory Authority ("FINRA") issued a notice on March 8, 2022 seeking comment on measures that could prevent or restrict investors from buying a broad range of public securities designated as "complex products" – which could include the leveraged and inverse funds offered by ProShare Advisors. The ultimate impact, if any, of these measures remains unclear. However, if regulations are

adopted, they could, among other things, prevent or restrict investors' ability to buy the funds.

- **Cybersecurity Risk** – With the increased use of technologies such as the Internet and the dependence on computer systems to perform necessary business functions, each Fund, Authorized Participants, service providers and the relevant listing exchange are susceptible to operational, information security and related "cyber" risks. In general, cyber incidents can result from deliberate attacks or unintentional events. Cyber attacks include, but are not limited to gaining unauthorized access to digital systems for purposes of misappropriating assets or sensitive information, corrupting data, or causing operational disruption. Cyber attacks may also be carried out in a manner that does not require gaining unauthorized access, for example, stealing or corrupting data maintained digitally and denial of service attacks on websites. Cybersecurity failures or breaches of a Fund's third party service providers (including, but not limited to, index providers, the custodian, administrator and transfer agent) or the issuers of securities and/or financial instruments in which the Fund invests, have the ability to cause disruptions and impact business operations, potentially resulting in financial losses, the inability of Fund shareholders to transact business, violations of applicable privacy and other laws. For instance, cyber attacks may interfere with the processing of shareholder transactions, impact a Fund's ability to calculate its NAV, cause the release of private shareholder information or confidential Fund information, impede trading, cause reputational damage, and subject the Fund to regulatory fines, penalties or financial losses, reimbursement or other compensation costs, and/or additional compliance costs. In addition, substantial costs may be incurred in order to prevent any cyber incidents in the future. A Fund and its shareholders could be negatively impacted as a result. While a Fund or its service providers may have established business continuity plans and systems designed to guard against such cyber attacks or adverse effects of such attacks, there are inherent limitations in such plans and systems including the possibility that certain risks have not been identified, in large part because different unknown threats may emerge in the future. Similar types of cybersecurity risks also are present for issuers of securities in which a Fund invests, which could result in material adverse consequences for such issuers, and may cause the Fund's investments in such securities to lose value. In addition, cyber attacks involving a counterparty to a Fund could affect such a counterparty's ability to meet its obligations to the Fund, which may result in losses to the Fund and its shareholders. ProShare Advisors and the Trust do not control the cybersecurity plans and systems put in place by third party service providers, and such third party service providers may have no or limited indemnification obligations to ProShare Advisors or a Fund.

- **Operational Risk** – A Fund, its service providers, Authorized Participants, and the relevant listing exchange are subject to operational risks arising from, among other things, human error, systems and technology errors and disruptions, failed or inadequate controls, and fraud. These errors may adversely affect a Fund's operations, including its ability to execute its investment process, calculate or disseminate its NAV or intraday indicative optimized portfolio value in a timely manner, and process creations or redemptions. While a Fund seeks to minimize such events through controls and oversight, there may still be failures and a Fund may be unable to recover any damages associated with such failures. These failures may have a material adverse effect on a Fund's returns.
- **Portfolio Turnover Risk** – A Fund may incur high portfolio turnover to manage the Fund's investment exposure. Additionally, active market trading of a Fund's shares may cause more frequent creation or redemption activities that could, in certain circumstances, increase the number of portfolio transactions. High levels of portfolio transactions increase brokerage and other transaction costs and may result in increased taxable capital gains. Each of these factors could have a negative impact on the performance of a Fund.
- **Valuation Risk** – In certain circumstances (e.g., if ProShare Advisors believes market quotations are not reliable, or a trading halt closes an exchange or market early), ProShare Advisors may, pursuant to procedures approved by the Board of Trustees of a Fund, choose to determine a fair value price as the basis for determining the value of such investment for such day. The fair value of an investment determined by ProShare Advisors may be different from other value determinations of the same investment. Portfolio investments that are valued using techniques other than market quotations, including "fair valued" investments, may be subject to greater fluctuation in their value from one day to the next than would be the case if market quotations were used. In addition, there is no assurance that a Fund could sell a portfolio investment for the value established for it at any time, and it is possible that a Fund would incur a loss because a portfolio investment is sold at a discount to its established value. The fair value of a Fund's Solana (SOL) futures may be determined by reference, in whole or in part, to the cash market in Solana (SOL). These circumstances may be more likely to occur with respect to Solana (SOL) futures than with respect to futures on more traditional assets. In addition, the Solana (SOL) futures held by a Fund and Solana (SOL) may be traded in markets on days and at times when a Fund is not open for business. As a result, the value of a Fund's holdings may vary, perhaps significantly, on days and at times when investors are unable to purchase or sell Fund shares.
- **Tax Risk** – In order to qualify for the special tax treatment accorded a RIC and its shareholders, a Fund must derive at least 90% of its gross income for each taxable year from "qualifying income," meet certain asset diversification

tests at the end of each taxable quarter, and meet annual distribution requirements. A Fund's pursuit of its investment strategies will potentially be limited by the Fund's intention to qualify for such treatment and could adversely affect the Fund's ability to so qualify. A Fund may make certain investments, the treatment of which for these purposes is unclear. In particular, direct investments by a Fund in Solana (SOL) or in derivatives that provide direct exposure to Solana (SOL) are not expected to produce qualifying income for purposes of the Fund's qualification as a RIC. A Fund, however, may gain exposure to Solana (SOL) and generate qualifying income by investing a portion of its assets in a wholly-owned subsidiary of the Fund organized under the laws of the Cayman Islands. To comply with the asset diversification test applicable to a RIC, each Fund intends to limit its investments in such subsidiary to 25% of the Fund's total assets at the end of each tax quarter. A Fund may, however, exceed this amount from time to time if ProShare Advisors believes doing so is in the best interests of the Fund, provided, however, that the Fund intends to continue to comply with the asset diversification test applicable to RICs. To that end, a Fund may need to take steps intended to cause the value of its investment in the subsidiary not to exceed 25% of the value of its total assets at the close of each quarter of the Fund's taxable year, but there can be no assurances that the Fund will be able to do so or that the Fund's steps will achieve the intended outcome. A Fund's intention to qualify as a RIC is expected to limit its ability to pursue its investment strategy and a Fund's pursuit of its investment strategy could bear adversely on the Fund's ability to so qualify.

If a Fund's investments in the subsidiary were to exceed 25% of the Fund's total assets at the end of a tax quarter, the Fund may no longer be eligible to be treated as a RIC. ProShare Advisors will carefully monitor a Fund's investments in the subsidiary with the intent of ensuring that no more than 25% of the Fund's assets are invested in the subsidiary at the end of each tax quarter.

In addition, each Fund intends to invest in complex derivatives for which there is not clear guidance from the Internal Revenue Service ("IRS") as to the calculation of such investments under the asset diversification test or the qualifying income requirement applicable to RICs. There are no assurances that the IRS will agree with a Fund's calculation under the asset diversification test and/or its treatment of income for purposes of the qualifying income requirement, which could cause the Fund to fail to qualify as a RIC.

If, in any year, a Fund were to fail to qualify for the special tax treatment accorded a RIC and its shareholders, and were ineligible to or were not to cure such failure, the Fund would be taxed in the same manner as an ordinary corporation subject to U.S. federal income tax on all its income at the fund level. The resulting taxes could substantially

reduce a Fund's net assets and the amount of income available for distribution. In addition, in order to qualify for taxation as a RIC, a Fund could be required to recognize unrealized gains, pay substantial taxes and interest, and make certain distributions. Please see the section entitled "Taxation" in the Statement of Additional Information for more information.

- **Trading Risks** – The shares of each Fund are listed for trading on the listing exchange identified on the cover of this Prospectus, may be listed or traded on U.S. and non-U.S. stock exchanges other than such exchange, and may trade on an electronic communications network. Nevertheless, there can be no assurance that an active trading market for such shares will develop or be maintained. Trading in shares of a Fund on an exchange may be halted due to market conditions or for reasons that, in the view of an exchange, make trading in shares inadvisable. In addition, trading in shares of a Fund on an exchange is subject to trading halts caused by extraordinary market volatility pursuant to exchange "circuit breaker" rules. There can be no assurance that the requirements of the exchange necessary to maintain the listing of a Fund will continue to be met or will remain unchanged or that the shares of a Fund will trade with any volume, or at all, on any stock exchange or other venue.
- **Cash Purchases and Redemption Risk** – To the extent the Fund effects creations and redemptions in cash rather than in-kind, the Fund may incur certain costs, including transaction costs. The Fund may impose a transaction fee on Authorized Participants in connection with cash purchases and redemptions, however, the transaction fee may not be sufficient to fully offset the related costs. Additionally, cash purchases and redemptions may cause the Fund to recognize taxable gains or losses at disadvantageous times.
- **Liquidity Risk** – In certain circumstances, such as the disruption of the orderly markets for the financial instruments in which a Fund invests, the Fund might not be able to acquire or dispose of certain holdings quickly or at prices that represent true market value in the judgment of ProShare Advisors. Markets for the financial instruments in which a Fund invests may be disrupted by a number of events, including but not limited to economic crises, political crises, health crises, natural disasters, excessive volatility, new legislation, or regulatory changes inside or outside of the U.S. For example, regulation limiting the ability of certain financial institutions to invest in certain financial instruments would likely reduce the liquidity of those instruments. These situations may prevent a Fund from limiting losses or realizing gains.

Precautionary Notes

A Precautionary Note to Retail Investors – The Depository Trust Company ("DTC"), a limited trust company and securities depository that serves as a national clearinghouse for the settlement of trades for its participating banks and broker-dealers, or its nominee will be the registered owner of all out-

standing shares of each Fund. Your ownership of shares will be shown on the records of DTC and the DTC Participant broker through whom you hold the shares. PROSHARES TRUST WILL NOT HAVE ANY RECORD OF YOUR OWNERSHIP. Your account information will be maintained by your broker, who will provide you with account statements, confirmations of your purchases and sales of shares, and tax information. Your broker also will be responsible for furnishing certain cost basis information and ensuring that you receive shareholder reports and other communications from the Fund whose shares you own. Typically, you will receive other services (e.g., average cost information) only if your broker offers these services.

A Precautionary Note to Purchasers of Creation Units – You should be aware of certain legal risks unique to investors purchasing Creation Units directly from the issuing Fund. Because new shares from a Fund may be issued on an ongoing basis, a "distribution" of that Fund's shares could be occurring at any time. As a dealer, certain activities on your part could, depending on the circumstances, result in your being deemed a participant in the distribution, in a manner that could render you a statutory underwriter and subject you to the prospectus delivery and liability provisions of the Securities Act of 1933. For example, you could be deemed a statutory underwriter if you purchase Creation Units from an issuing Fund, break them down into the constituent shares, and sell those shares directly to customers, or if you choose to couple the creation of a supply of new shares with an active selling effort involving solicitation of secondary market demand for shares. Whether a person is an underwriter depends upon all of the facts and circumstances pertaining to that person's activities, and the examples mentioned here should not be considered a complete description of all the activities that could cause you to be deemed an underwriter. Dealers who are not "underwriters," but are participating in a distribution (as opposed to engaging in ordinary secondary market transactions), and thus dealing with shares as part of an "unsold allotment" within the meaning of Section 4(3)(C) of the Securities Act, will be unable to take advantage of the prospectus delivery exemption provided by Section 4(3) of the Securities Act.

A Precautionary Note to Investment Companies – For purposes of the 1940 Act, each Fund is a registered investment company, and the acquisition of a Fund's shares by other investment companies is subject to the restrictions of Section 12(d)(1) thereof. Any investment company considering purchasing shares of a Fund in amounts that would cause it to exceed the restrictions of Section 12(d)(1) should contact the Trust. Rule 12d1-4 under the 1940 Act permits investments in acquired funds in excess of the limits of Section 12(d)(1) subject to certain conditions. Among these conditions, prior to a fund acquiring securities of another fund exceeding the limits of Section 12(d)(1), the acquiring fund must enter into a "Fund of Funds Investment Agreement" with the acquired fund setting forth the material terms of the arrangement.

A Precautionary Note Regarding Unusual Circumstances – ProShares Trust can, in its discretion, postpone payment of redemption

proceeds for any period during which: (1) the applicable Exchange is closed other than customary weekend and holiday closings; (2) trading on the applicable Exchange is restricted; (3) any emergency circumstances exist, as determined by the SEC; (4) the SEC by order permits for the protection of shareholders of a Fund; and (5) for up to 14 calendar days for any Fund holding non-U.S. investments during a period of an international local holiday, as further described in the SAI.

A Precautionary Note Regarding Regulation of Derivatives – Current global regulation of and future regulatory changes with respect to derivatives regulations may alter, perhaps to a material extent, the nature of an investment in a Fund or the ability of a Fund to continue to implement its investment strategies.

Additional Information About the Index, the Index Providers and the Index Calculation Agent

A Fund operates pursuant to licensing agreements for the use of the relevant index. A brief description of a Fund's index is included in each Summary Prospectus, as supplemented below: "Bloomberg®" and the indices referenced herein (the "Indices", and each such index, an "Index") are trademarks or service marks of Bloomberg Finance L.P. and its affiliates, including Bloomberg Index Services Limited ("BISL"), the administrator of the Index (collectively, "Bloomberg"), and/or one or more third-party providers (each such provider, a "Third-Party Provider,") and have been licensed for use for certain purposes to ProShare Advisors LLC (the "Licensee"). To the extent a Third-Party Provider contributes intellectual property in connection with the Index, such third-party products, company names and logos are trademarks or service marks, and remain the property of such Third-Party Provider. The financial products referenced herein (the "Financial Products") are not sponsored, endorsed, sold or promoted by Bloomberg or any Third-Party Provider. Neither Bloomberg nor any Third-Party Provider makes any representation or warranty, express or implied, to the owners of or counterparties to the Financial Products or any member of the public regarding the advisability of investing in securities generally or in the Financial Products particularly. The only relationship between Bloomberg, Third-Party Providers, and the Licensee is the licensing of certain trademarks, trade names and service marks and of the Index, which is determined, composed and calculated by BISL without regard to the Licensee or the Financial Products. Bloomberg has no obligation to take the needs of the Licensee or the owners of the Financial Products into consideration in determining,

composing or calculating the Index. Bloomberg is not responsible for and has not participated in the determination of the timing of, prices at, or quantities of the Financial Products to be issued. Neither Bloomberg nor any Third-Party Provider shall have any obligation or liability, including, without limitation, to the customers of the Financial Products, or in connection with the administration, marketing or trading of the Financial Products. NEITHER BLOOMBERG NOR ANY THIRD-PARTY PROVIDER GUARANTEES THE ACCURACY AND/OR THE COMPLETENESS OF THE INDEX OR ANY DATA RELATED THERETO AND SHALL NOT HAVE ANY LIABILITY FOR ANY ERRORS, OMISSIONS OR INTERRUPTIONS THEREIN. NEITHER BLOOMBERG NOR ANY THIRD-PARTY PROVIDER MAKES ANY WARRANTY, EXPRESS OR IMPLIED, AS TO RESULTS TO BE OBTAINED BY LICENSEE, OWNERS OF THE FINANCIAL PRODUCTS OR ANY OTHER PERSON OR ENTITY FROM THE USE OF THE INDEX OR ANY DATA RELATED THERETO. NEITHER BLOOMBERG NOR ANY THIRD-PARTY PROVIDER MAKES ANY EXPRESS OR IMPLIED WARRANTIES AND EACH EXPRESSLY DISCLAIMS ALL WARRANTIES OF MERCHANTABILITY OR FITNESS FOR A PARTICULAR PURPOSE OR USE WITH RESPECT TO THE INDEX OR ANY DATA RELATED THERETO. WITHOUT LIMITING ANY OF THE FOREGOING, TO THE MAXIMUM EXTENT ALLOWED BY LAW, BLOOMBERG, ITS LICENSORS, THIRD-PARTY PROVIDERS, AND ITS AND THEIR RESPECTIVE EMPLOYEES, CONTRACTORS, AGENTS, SUPPLIERS, AND VENDORS SHALL HAVE NO LIABILITY OR RESPONSIBILITY WHATSOEVER FOR ANY INJURY OR DAMAGES—WHETHER DIRECT, INDIRECT, CONSEQUENTIAL, INCIDENTAL, PUNITIVE OR OTHERWISE—ARISING IN CONNECTION WITH THE FINANCIAL PRODUCTS OR INDICES AND BLOOMBERG, ANY THIRD-PARTY PROVIDER, THEIR LICENSORS, AND THEIR RESPECTIVE EMPLOYEES, CONTRACTORS, AGENTS, SUPPLIERS, AND VENDORS SHALL HAVE NO LIABILITY OR RESPONSIBILITY WHATSOEVER FOR ANY INJURY OR DAMAGES—WHETHER DIRECT, INDIRECT, CONSEQUENTIAL, INCIDENTAL, PUNITIVE OR OTHERWISE—ARISING IN CONNECTION WITH THE INDEX OR ANY DATA OR VALUES RELATING THERETO—WHETHER ARISING FROM THEIR NEGLIGENCE OR OTHERWISE, EVEN IF NOTIFIED OF THE POSSIBILITY THEREOF.

Portfolio Holdings Information

A description of the Trust's policies and procedures with respect to the disclosure of each Fund's portfolio holdings is available in the SAI. Each Fund's portfolio holdings are posted on a daily basis to the Fund's website (www.proshares.com).

Management of ProShares Trust

Board of Trustees and Officers

The Board is responsible for the general supervision of each Fund. The officers of the Trust are responsible for the day-to-day operations of each Fund.

Investment Advisor

ProShare Advisors, located at 7272 Wisconsin Avenue, 21st Floor, Bethesda, Maryland 20814, serves as the investment adviser to each Fund and provides investment advice and management services to each Fund. ProShare Advisors oversees the investment and reinvestment of the assets in each Fund. Pursuant to an Investment Advisory and Management Agreement between ProShare Advisors and the Trust on behalf of the Fund, ProShare Advisors is responsible for substantially all expenses of the Fund (and substantially all expenses of any wholly owned subsidiary of the Fund, if any) except interest expenses, taxes, brokerage and other transaction costs, legal expenses, fees and expenses related to securities lending, compensation and expenses of the Independent Trustees, compensation and expenses of counsel to the Independent Trustees, compensation and expenses of the Trust's chief compliance officer and his or her staff, future distribution fees or expenses, and extraordinary expenses. For its investment advisory and management services, the Fund pays ProShare Advisors a fee at an annualized rate of 0.95% of its average daily net assets.

A discussion regarding the basis for the Board approving the investment advisory agreement for each Fund is expected to be included in the Trust's first report to shareholders that includes each Fund.

Portfolio Management

The following individuals have responsibility for the day-to-day management of each Fund as set forth in the Summary Prospectus relating to each Fund. The Portfolio Managers' business experience for the past five years is listed below. Additional information about the Portfolio Managers' compensation, other accounts managed by the Portfolio Managers and their ownership of other investment companies can be found in the SAI.

Alexander Ilyasov, ProShare Advisors: Senior Portfolio Manager since October 2013 and Portfolio Manager from November 2009 through September 2013. ProFund Advisors LLC: Senior Portfolio Manager since October 2013 and Portfolio Manager from November 2009 through September 2013. ProShare Capital Management LLC: Senior Portfolio Manager since August 2016.

George Banian, ProShare Advisors: Portfolio Manager since February 2022, Associate Portfolio Manager from August 2016 to February 2022, Senior Portfolio Analyst from December 2010 to August 2016, Portfolio Analyst from December 2007 to December 2010. ProFund Advisors: Portfolio Manager since February 2022, Associate Portfolio Manager from July 2021 to February 2022.

Other Service Providers

SEI Investments Distribution Co. (the "Distributor"), located at One Freedom Valley Drive, Oaks, PA 19456, acts as the distributor and principal underwriter in all fifty states and the District of Columbia. JPMorgan Chase Bank, N.A. ("JPMorgan"), located at One Beacon Street, 19th Floor, Boston, MA 02108, acts as the administrator to each Fund, providing operational and certain administrative services. In addition, JPMorgan acts as the Custodian and Index Receipt Agent. Ultimus Fund Solutions, LLC ("Ultimus"), located at 225 Pictoria Drive, Suite 450, Cincinnati, Ohio 45246, provides legal administration services to the Trust.

ProShare Advisors also performs certain management services, including client support and other administrative services, for each Fund under a Management Services Agreement. ProShare Advisors is entitled to receive annual fees equal to 0.10% of the average daily net assets of each Fund for such services.

Additional Information

The Trust enters into contractual arrangements with various parties who provide services to each Fund including, ProShare Advisors, each Fund's administrator and fund accounting agent, custodian, transfer agent, and distributor. Shareholders are not parties to, or intended (or "third-party") beneficiaries of, any of those contractual arrangements, and those contractual arrangements are not intended to create in any individual shareholder or group of shareholders any right to enforce them against the service providers or to seek any remedy under them against the service providers, either directly or on behalf of the Trust.

This Prospectus provides information concerning the Trust and each Fund that you should consider in determining whether to purchase shares of a Fund. None of this Prospectus, the SAI or any contract that is an exhibit to the Trust's registration statement, is intended to, nor does it, give rise to an agreement or contract between the Trust or a Fund and any investor, or give rise to any contract or other rights in any individual shareholder, group of shareholders or other person except as may be otherwise provided by federal or state securities laws.

A shareholder may bring a derivative action on behalf of the Trust only if the shareholder or shareholders first make a pre-suit demand upon the Trustees to bring the subject action unless an effort to cause the Trustees to bring such action is excused. A demand on the Trustees shall only be excused if a majority of the Board of Trustees, or a majority of any committee established to consider such action, has a personal financial interest in the action at issue. A Trustee shall not be deemed to have a personal financial interest in an action or otherwise be disqualified from ruling a shareholder demand by virtue of the fact that such Trustee receives remuneration from their service on the Board of Trustees of the Trust or on

the boards of one or more investment companies with the same or an affiliated investment advisor or underwriter.

Determination of NAV

The NAV per share of each Fund is computed by dividing the value of the net assets of the Fund (i.e., the value of its total assets less total liabilities) by its total number of shares outstanding. Expenses and fees are accrued daily and taken into account for purposes of determining NAV. The NAV of each Fund is calculated by JPMorgan and is generally determined each business day as of the close of regular trading on the exchange on which the shares of a Fund are listed (typically calculated as of 4:00 p.m. Eastern Time). Securities and other assets are generally valued at their market value using information provided by a pricing service or market quotations. Securities that are listed or traded on a stock exchange or the Nasdaq or National Market System are generally valued at the closing price, if available, on the exchange or market where the security is principally traded (including the Nasdaq Official Closing Price). Short-term securities are generally valued using market prices or at amortized cost. In addition, certain derivatives linked to an index may be valued based on the performance of one or more U.S. ETFs or instruments that reflect the values of the securities in such index, when the level of the index is not computed as of the close of the U.S. securities markets. Routine valuation of certain derivatives is performed using procedures approved by the Board.

When a market price is not readily available, securities and other assets are valued at fair value in good faith. The Board has designated ProShare Advisors as “valuation designee” to perform fair value determinations for all of the Funds’ investments for which market quotations are not readily available (or are deemed unreliable). The Board shall oversee ProShare Advisors’ fair value determinations and its performance as valuation designee. The use of a fair valuation methodology may be appropriate if, for example: (i) ProShare Advisors believes market quotations do not accurately reflect fair value of an investment; (ii) ProShare Advisors believes an investment’s value has been materially affected by events occurring after the close of the exchange or market on which the investment is principally traded (for example, a foreign exchange or market); (iii) a trading halt closes an exchange or market early; or (iv) other events result in an exchange or market delaying its normal close. Fair valuation has the risk that the valuation may be higher or lower than the securities might actually command if a Fund sold them. See the SAI for more details.

To the extent a Fund’s portfolio investments trade in markets on days or at times when the Fund is not open for business or when the primary exchange for the shares is not open, the value of the Fund’s assets may vary, shareholders may not be able to purchase or sell Fund shares and Authorized Participants may not be able to create or redeem Creation Units. In addition, certain portfolio investments may not be traded on days or at times a Fund is open for business. In particular, calculation of the NAV of a Fund may not take place contempora-

neously with the determination of the prices of foreign securities used in NAV calculations.

Exchanges are open every week, Monday through Friday, except when the following holidays are celebrated: New Year’s Day, Martin Luther King, Jr. Day (the third Monday in January), President’s Day (the third Monday in February), Good Friday, Memorial Day (the last Monday in May), Juneteenth National Independence Day, Independence Day, Labor Day (the first Monday in September), Thanksgiving Day (the fourth Thursday in November) and Christmas Day. An Exchange may close early on the business day before each of these holidays and on the day after Thanksgiving Day. Exchange holiday schedules are subject to change without notice. If the Exchange on which the shares of a Fund are listed closes early, the NAV may be calculated at the close of regular trading or at its normal calculation time. If the exchange or market on which a Fund’s investments are primarily traded closes early, the NAV may be calculated prior to its normal calculation time. Creation/redemption transaction order time cutoffs would also be accelerated.

Distributions

As a shareholder on a Fund record date, you will earn a share of the investment income and net realized capital gains, if any, derived from a Fund’s direct security holdings and derivative instruments. You will receive such earnings as either an income dividend or a capital gains distribution. Each Fund intends to declare and distribute net investment income, if any, and net realized capital gains, if any, to its shareholders at least annually. Subject to Board approval, some or all of any net realized capital gains distribution may be declared payable in either additional shares of the distributing Fund or in cash.

Distributions may be declared and paid more frequently to comply with the distribution requirements of the Internal Revenue Code or for other reasons.

Dividend Reinvestment Services

As noted above under “Distributions”, a Fund may declare a distribution from net realized capital gains to be payable in additional shares or cash. Even if a Fund does not declare a distribution to be payable in shares, brokers may make available to their customers who own shares the DTC book-entry dividend reinvestment service. If this service is available and used, dividend distributions of both income and capital gains will automatically be reinvested in additional whole shares of the same Fund. Without this service, investors would have to take their distributions in cash. To determine whether the dividend reinvestment service is available and whether there is a commission or other charge for using this service, please consult your broker.

Frequent Purchases and Redemptions of Shares

The Board has not adopted a policy of monitoring for frequent purchases and redemptions of shares that appear to attempt to take advantage of potential arbitrage opportunities. The

Board believes this is appropriate because ETFs, such as each Fund, are intended to be attractive to arbitrageurs, as trading activity is critical to ensuring that the market price of shares remains at or close to NAV.

Taxes

The following is certain general information about taxation of each Fund:

- Each Fund intends to qualify for treatment as a RIC for U.S. federal income tax purposes. In order to so qualify, each Fund must meet certain tests with respect to the sources and types of its income, the nature and diversification of its assets, and the timing and amount of its distributions.
- If a Fund qualifies for treatment as a RIC, it is not subject to federal income tax on net investment income and net realized capital gains that the Fund timely distributes to its shareholders. If a Fund were to fail to so qualify, and were ineligible to or otherwise did not cure such failure, its taxable income and gains would be subject to tax at the Fund level, and distributions from earnings and profits would be taxable to shareholders as ordinary income.
- Investments by a Fund in futures and swap agreements are subject to numerous special and complex tax rules. These rules could affect the amount, timing or character of the distributions to shareholders by a Fund. In addition, because the application of these rules may be uncertain under current law, an adverse determination or future IRS guidance with respect to these rules may affect whether a Fund has made sufficient distributions, and otherwise satisfied the relevant requirements, to maintain its qualification as a RIC and avoid fund-level tax.
- Investments by a Fund in debt obligations issued or purchased at a discount and certain derivative instruments could cause a Fund to recognize taxable income in excess of the cash generated by such investments, potentially requiring the Fund to dispose of investments (including when otherwise disadvantageous to do so) in order to meet its distribution requirements, and such investments could affect the amount, timing or character of the income distributed to shareholders by a Fund. Investments by a Fund in shares of other investment companies could affect the amount, timing or character of the Fund's distributions to shareholders relative to the Fund's distributions had it invested directly in the securities held by the other investment companies.
- In order to qualify for the special tax treatment accorded a RIC and its shareholders, a Fund must derive at least 90% of its gross income for each taxable year from "qualifying income," meet certain asset diversification tests at the end of each taxable quarter, and meet an annual distribution requirement. A Fund's pursuit of its investment strategies

will potentially be limited by the Fund's intention to qualify for such treatment and could adversely affect the Fund's ability to so qualify. A Fund may make certain investments, the treatment of which for these purposes is unclear. If, in any year, a Fund were to fail to qualify for the special tax treatment accorded a RIC and its shareholders, and were ineligible to or were not to cure such failure, the Fund would be taxed in the same manner as an ordinary corporation subject to U.S. federal income tax on all its income at the fund level. The resulting taxes could substantially reduce the Fund's net assets and the amount of income available for distribution. In addition, in order to requalify for taxation as a RIC, the Fund could be required to recognize unrealized gains, pay substantial taxes and interest, and make certain distributions. Please see the Statement of Additional Information for more information.

Taxable investors should be aware of the following basic tax points:

- Distributions are taxable to you for federal income tax purposes whether you receive them in cash or reinvest them in additional shares.
- Distributions declared in October, November or December of one year payable to shareholders of record in such month and paid by the end of January of the following year are taxable for federal income tax purposes as if received on December 31 of the calendar year in which the distributions were declared.
- Any distributions from income or short-term capital gains that you receive generally are taxable to you as ordinary dividends for federal income tax purposes. Ordinary dividends you receive that a Fund reports as "qualified dividend income" may be taxed at the same rates as long-term capital gains, but will not be considered long-term capital gains for other federal income tax purposes, including the calculation of net capital losses. A Fund's investment strategy may significantly limit its ability to distribute dividends as "qualified dividend income" or treat the income from such investments as capital gains.
- Any distributions of net long-term capital gains are taxable to you for federal income tax purposes as long-term capital gains includible in net capital gain and taxable to individuals at reduced rates, no matter how long you have owned your Fund shares.
- Distributions from net realized capital gains may vary considerably from year to year as a result of the Fund's normal investment activities and cash flows.
- The Code generally imposes a 3.8% contribution tax on the "net investment income" of certain individuals, trusts and estates to the extent their income exceeds certain threshold amounts. For these purposes, "net investment income"

generally includes, among other things, (i) distributions paid by a Fund of ordinary dividends and capital gain dividends, and (ii) any net gain from the sale, redemption or exchange of Fund shares. Shareholders are advised to consult their tax advisors regarding the possible implications of this additional tax on their investment in a Fund.

- A sale or exchange of Fund shares is a taxable event. This means that you may have a capital gain to report as income, or a capital loss to report as a deduction, when you complete your federal income tax return.
- Dividend and capital gain distributions that you receive, as well as your gains or losses from any sale or exchange of Fund shares, may be subject to state and local income taxes.
- Dividends paid to a shareholder that is not a “United States person” within the meaning of the Code (such a shareholder, a “foreign person”) that a Fund properly reports as capital gain dividends, short-term capital gain dividends or interest-related dividends, each as further defined in the SAI, are not subject to withholding of U.S. federal income tax, provided that certain other requirements are met. A Fund (or intermediary, as applicable) is permitted, but is not required, to report any part of its dividends as are eligible for such treatment. A Fund’s dividends other than those the Fund properly reports as capital gain dividends, short-term capital gain dividends or interest-related dividends generally will be subject to withholding of U.S. federal income tax at a rate of 30% (or lower applicable treaty rate). Special tax considerations may apply to foreign persons investing in the Fund. Please see the SAI for more information.
- A Fund’s income from or the proceeds of dispositions of its non-U.S. investments may be subject to withholding and other taxes imposed by foreign countries, which will reduce the Fund’s return on and taxable distributions in respect of its non-U.S. investments. Tax conventions between certain countries and the United States may reduce or eliminate these taxes. If more than 50% of the value of a Fund’s total assets at the close of a taxable year consists of foreign securities, the Fund will be eligible to elect to “pass through” to you foreign income taxes that it has paid. If this election is made, you will be required to include your share of those taxes in gross income as a distribution from the Fund and you generally will be allowed to claim a credit (or a deduction, if you itemize deductions) for these amounts on your federal U.S. income tax return, subject to certain limitations.
- By law, a percentage of your distributions and proceeds will generally be withheld if you have not provided a taxpayer identification number or social security number, have underreported dividend or interest income or have failed to certify to a Fund or its agent that you are not subject to this withholding.

In addition, taxable investors who purchase or redeem Creation Units should be aware of the following:

- A person who exchanges securities for Creation Units generally will recognize a gain or loss equal to the difference between the market value of the Creation Units at the time of the exchange and the exchanger’s aggregate basis in the securities surrendered and any cash amount paid.
- A person who exchanges Creation Units for securities generally will recognize a gain or loss equal to the difference between the exchanger’s basis in the Creation Units and the aggregate market value of the securities received and any cash received. However, all or a portion of any loss a person realizes upon an exchange of Creation Units for securities will be disallowed by the IRS if such person purchases other substantially identical shares of the Fund within 30 days before or after the exchange. In such case, the basis of the newly purchased shares will be adjusted to reflect the disallowed loss.

Note: This Prospectus provides general U.S. federal income tax information only. Your investment in the Fund may have other tax implications. If you are investing through a tax-deferred retirement account, such as an individual retirement account (IRA), special tax rules apply. Please consult your tax advisor for detailed information about a Fund’s tax consequences for you. See “Taxation” in the SAI for more information.

Premium/Discount Information

The Trust’s website (www.proshares.com) has information about the premiums and discounts for each Fund. Premiums or discounts are the differences between the NAV and market price of a Fund on a given day, generally at the time NAV is calculated. A premium is the amount that a Fund is trading above the NAV. A discount is the amount that a Fund is trading below the NAV.

Escheatment

Many states have unclaimed property rules that provide for transfer to the state (also known as “escheatment”) of unclaimed property under various circumstances. These circumstances include inactivity (e.g., no owner-initiated contact for a certain period), returned mail (e.g., when mail sent to a shareholder is returned by the post office as undeliverable), or a combination of both inactivity and returned mail. Unclaimed or inactive accounts may be subject to escheatment laws, and each Fund and each Fund’s transfer agent will not be liable to shareholders and their representatives for good faith compliance with those laws.

Distribution (12b-1) Plan

Under a Rule 12b-1 Distribution Plan (the “Plan”) adopted by the Board, each Fund may pay the distributor and financial intermediaries, such as broker-dealers and investment advisors, up to 0.25% on an annualized basis of the average daily net assets of a Fund as reimbursement or compensation for distribution related activities with respect to the Fund. Because these fees would be paid out of each Fund’s assets on an on-going basis, over time these fees would increase the

cost of your investment and may cost you more than paying other types of sales charges. No payments have yet been

authorized by the Board, nor are any such expected to be made by a Fund under the Plan during the current fiscal year.

Financial Highlights

Because each Fund has only recently commenced investment operations, no financial highlights are available for each Fund at this time. In the future, financial highlights will be presented in this section of the Prospectus.

Investment Company Act file number 811-21114

ProShares Trust

7272 Wisconsin Avenue, 21st Floor, Bethesda, MD 20814

866.PRO.5125 866.776.5125

ProShares.com

You can find additional information about each Fund in its current SAI, dated July 14, 2025, as may be amended from time to time, which has been filed electronically with the SEC and which is incorporated by reference into, and are legally a part of, this Prospectus. Copies of the SAI are available, free of charge, online at each Fund's website (www.proshares.com). You may also request a free copy of the SAI or make inquiries to ProShares Trust by writing us at the address set forth above or calling us toll-free at the telephone number set forth above.

You can find other information about ProShares Trust on the SEC's website (www.sec.gov) or you can get copies of this information after payment of a duplicating fee via email to publicinfo@sec.gov.